



Via Google Meet
Dial +1 (617) 675-4444
PIN: 257 887 159 9415#
Thurs., Nov. 04, 2021
@ 7:00 p.m.

Regional School District #4
Chester – Deep River – Essex – Region 4
Regional School District No. 4 Board of Education

Agenda

To: Members of the Regional School District No. 4 Board of Education
Subject: **Region 4 BOE Regular Meeting – Thursday, November 04, 2021**
Time: **7:00 p.m.**
Place: **Via Google Meet – To listen remotely please dial (US) +1 (617) 675-4444 PIN: 257 887 159 9415#**
(We kindly ask that you **please mute your phone immediately** upon connecting to the meeting as this will improve the audio quality for all participants. Google Meet may do this automatically, depending on the number of people already connected to the call. If so, pressing ***6** will unmute your phone when it's time to speak)
**Effective July 01, 2021, per Public Act No. 21-2, upon written request sent to jbryan@reg4.k12.ct.us and received not less than 24 hours prior to this fully remote regular meeting, any member of the public who requests it will be provided with a physical location and the electronic equipment necessary to participate in the meeting in real-time.*

Please contact Jennifer Bryan at Central Office email jbryan@reg4.k12.ct.us if you are unable to attend.

Mission Statement

We, the communities of Chester, Deep River, Essex and Region 4, engage all students in a rigorous and collaborative educational program. We prepare our learners to be respectful citizens who are empowered to contribute in a globalized society.

AGENDA

- 1. Call to order 7:00 p.m. – B. White**
- 2. Verbal roll call for BOE members**
- 3. Election of Officers** for 1 yr. terms – Supt. White shall open the floor for nominations for the office of Chairman

The newly elected Chair shall open the floor for nominations for the following offices:

Vice-Chairman
Secretary
Treasurer

The Chair shall name 2 Supervision District Committee reps in addition to the newly elected Chair

- 4. Public Comment.** *(In the interest of creating the best remote meeting experience for all participating parties, we would ask that you please keep your phone on mute until such time when the Chair calls for Public Comment. Please continue to keep your phone on mute unless you are requesting to be recognized by the Chair to make a comment. Once you have been recognized by the Chair to make your comment, the following standard public comment guidelines will still apply): PLEASE NOTE: Upon dialing in, Google Meet may have shared a message that your phone has been automatically muted due to the number of callers on the line and instructed you to press *6 if you would like to unmute your phone. When you are done speaking, please remember to press *6 (or your phone's mute button) again to reduce background noise.*

The public is reminded to state name for the record. Comments should be kept to a maximum of three minutes. Public comment is not intended to be a question and answer period; rather it is an opportunity for the Board to hear citizen comment related to educational matters

5. Consent Agenda

- 5.1 Minutes from the Public Hearing and Special Meeting of August 24, 2021 (*encl #1*)
- 5.2 Minutes from the Regular Meeting of September 02, 2021 (*encl #2*)
- 5.3 Minutes from the Special Meeting of October 06, 2021 (*encl #3*)
- 5.4 Accounts Payable Report (*encl #4*)

6. Reports and Other Items

- 6.1 Region 4 Student Representatives
 - a. Middle School Representatives (none this evening)
 - b. VRHS Seniors: James Beckman and Ava Cunningham
- 6.2 Superintendent's Report – *B. White*
 - a. District Update
 - b. Information and Communication
 - c. Sharing of Superintendent's Goals
- 6.3 Assistant Superintendent's Report – *S. Brzozowy*
 - a. General Update
 - b. 2019-20 Performance Profile Report for JWMS & VRHS (*encl #5*)
 - c. ESSER Grants Update
- 6.4 Finance Office Report – *R. Grissom*
 - a. Financial Status Updates
 - o Current Year to Date Financial Status Update (*encl #6*)
 - o Cafeteria Fund Update (*encl #7*)
 - o Medical Reserve Tracking (*encl #8*)
 - o Grants Update (as needed)
 - o Capital Update
 - o ADM Calculation Methodology
- 6.5 BOE Treasurer Report – *J. Stack (as needed)*
- 6.6 Principals' Reports (*as needed*)
 - a. Matt Espinosa – JWMS
 - b. Mike Barile – VRHS

7. Other Reports and/or Discussion Items

- 7.1 Presentation regarding College and Career Pathways – *M. Barile, C. Gbunlee*
- 7.2 Region 4 Athletics Committee Update and Presentation of Region 4 Athletics Survey Results – *M. Barile, C. Gbunlee*

8. Committee Reports

8.1 Committee reports. (*Chair or designated representative of each Comm.*)

Joint PK-12 Committees – Policy- *TBD*, Curriculum –*J. Stack*, Finance – *R. Daniels*

Finance	Policy	Curriculum
TBD	TBD	TBD

a. Other committee reports

a.1 Supervision District Committee update – *K. Sandmann, J. Cavanaugh, J. Stack*

a.2 Discussion regarding any pending policies for all BOEs – *standing item*
None pending

9. Public Comment.

The public is reminded to state name for the record. Comments should be kept to a maximum of three minutes. Public comment is not intended to be a question and answer period; rather it is an opportunity for the Board to hear citizen comment related to educational matters

10. Executive Session – contracts/negotiations – re: marketing/sale of R4 owned property at Falls Landing

11. Action Item – Possible VOTE to direct the Superintendent to renew or non-renew the realtor contract with Berkshire Hathaway for another 6 month period, under the same terms, for the district owned property at Falls Landing.

12. Future Agenda Items

12.1 Joint BOE Meeting Thursday, December 02, 2021 @ 7:00 p.m.

12.2 Regular Region 4 BOE Meeting January 06, 2022 @ 7:00 p.m.

12.3 Region 4 BOE Budget Workshop I January 26, 2022 @ 6:00 p.m.

13. Adjournment



Regional School District 4

Chester – Deep River – Essex – Region 4

Boards of Education Committees – School Year 2021-22 (Updates in Progress)

Joint BOE Standing Committees (standing committees have regularly scheduled meetings)			
*Joint PK-12 Policy Sub-Committee	R4(Sandmann/Clymas) CH(Bernardoni/Scherber) DR(Maikowski/TBD) ES (Seidman/McCluskey)		
*Joint PK-12 Curriculum Sub-Comm.	R4(Cavanaugh/TBD) CH(Fearon/TBD) DR(T.Dickson/Grunko) ES (Johnston/Sweet)		
*Joint PK-12 Finance Sub-Committee	R4 (Clark/Daniels) CH (TBD/TBD) DR (Hallden/Lewis) ES (Seidman/Watson)		
Supervision District Committee (2 yr terms end in Nov. of the year listed after each name)	R4 (Sandmann 21 / Cavanaugh 21 / Clark 21) CH (Fitzgibbons 21 /Fearon 21 /TBD 23) DR (Morrissey 21 / Ferretti 21 / TBD 23) ES (Seidman 21 /McCluskey 21 / Johnston 21)		
Joint Ad Hoc Committees (ad hoc committees meet for a designated period or as needed)			
Personnel & Negotiations		<u>Contract duration</u>	<u>Initiate negotiations</u>
- Joint BOE Teacher negotiations	R4 (Daniels/Clymas/Sandmann) CH (Taigen) DR (Morrissey) ES (Watson)	Expires 7/2022	6/2021
- Joint BOE Administrator negotiations	Same as ABOVE for Teacher negotiations	Expires 7/2023	9/2022
- Joint BOE Paraeducator negotiations	Same as BELOW for Net Tech et al.	Expires 7/2021	3/2021
- Joint BOE NetTechs et al negotiations (ElemSec/Elem Nurses/ElemNetTech/R4NetTEch/ElemCustodians)	R4 (Daniels/Clymas/Sandmann) CH (Fitzgibbons) DR (Ferretti) ES (Watson)	Expires 7/2021	3/2021
- Cafeteria (all schools)		Expires 7/2021	3/2021
Technology	R4(Seidman), CH(TBD), ES (Seidman), DR (TBD)		
School Calendar	R4(TBD/Daniels), CH (TBD), ES (McCluskey), DR (TBD)		
LEARN Joint BOE representative(s)	R4(Cavanaugh), CH(Bernardoni), ES(TBD), DR(TBD)		
School Safety Committee	R4(Cavanaugh), CH(Greenberg-Ellis, Bibbiani), DR(TBD), ES(TBD)		
Tuition Committee	R4(Cavanaugh/Sandmann/Daniels), CH (TBD), DR (Morrissey), ES (McCluskey/Seidman Alt.)		
RFP Review Committee	R4(Cavanaugh, Clymas, Daniels), CH (Scherber), DR (Dickson, Morrissey), ES (Seidman/Johnston)		
Joint BOE Insurance Committee	R4(Clymas), CH (Bernardoni), DR (Lewis), ES (Seidman)		
Individual BOE Ad Hoc Committees (ad hoc committees meet for a designated period or as needed)			
<u>Chester BOE</u>			
Facilities	TBD		
PTO	Smith		
CATV Advisory Council (Cable TV)	For Discussion		
<u>Deep River BOE</u>			
Facilities	Morrissey/Ferretti		
PTO	rotating		
School Improvement Team	TBD		
CATV Advisory Council (Cable TV)	TBD		
<u>Essex BOE</u>			
Building	Seidman		
PTO	Rotating		
School Improvement Team	TBD		
Essex Foundation	McCluskey / TBD		
Communications	Rotating		
CATV Advisory Council (Cable TV)	TBD		
<u>Region 4 BOE</u>			
Personnel & Negotiations		<u>Contract duration</u>	<u>Initiate negotiations</u>
▪ R4 Secretaries/Nurses	Clymas/Daniels/Sandmann	Expires 7/2021	3/2021
▪ R4 Custodians	Clymas/Daniels/Sandmann	Expires 7/2021	3/2021
School Improvement Team	TBD/TBD/TBD		
R4 Grounds and Buildings Maintenance and Oversight Committee	Sandmann/TBD/TBD		
JWMS Security Project Building Committee	Daniels/Stack/Cavanaugh		
R4 Educational Foundation	TBD		
Region 4 Extra compensation points committee	Clark/Daniels/Sandmann (only 1 rep needed)		
R4 Long Range Athletic Facilities Planning Task Force	Clymas/Daniels		
R4 Safety	Cavanaugh		
R4 Advisory Council (PTO)	TBD		
R4 Facilities Study Committee	TBD		

REGIONAL SCHOOL DISTRICT NO. 4 BOARD OF EDUCATION

Welcome to tonight's meeting of the Regional 4 Board of Education. We appreciate your interest and attendance.

WHO WE ARE:

We are fellow residents of Chester, Deep River and Essex, elected by the communities to serve 6-year terms without compensation. (one from each town, each biennial election)

Lol Fearon (CH)	2023	Rick Daniels (DR)	2023	Kate Sandmann (ES)	2023
John Stack (CH)	2025	Jane Cavanaugh (DR)	2025	Lon Seidman (ES)	2025
Lori Ann Clymas (CH)	2027	Alex Silva (DR)	2027	TBD (ES)	2027

Our contact information is listed on the District web site: www.reg4.k12.ct.us Our annual goals are also listed.

We are assisted in the meeting by our school administration:

Brian J. White, Superintendent of Schools

Sarah Brzozowy, Ed.D, Assistant Superintendent of Schools

Robert Grissom, Finance Director

Michael Barile, Principal, VRHS

Matthew Espinosa, Principal, JWMS

And our student representatives:

Senior Student Representative: James Beckman

Senior Student Representative: Ava Cunningham

Our board clerk is **Jennifer Bryan**

HOW YOU CAN CONTRIBUTE AND PARTICIPATE:

We typically have two "Audiences of Citizens" during the meeting. During this part of the meeting, you can make comments, suggestions and ask questions. We ask you to limit comments to 3 minutes. If you share a common topic with others, we encourage the use of a single spokesperson for the group. As the intention of the audience of citizens is for the Board to listen to you, the Board may not respond immediately since we may not have discussed or taken a position on the topic...please don't take this as a sign of disinterest. Our standard of courtesy and respect for the opinions of others is the same as the one expected of our students.

We encourage written input to the Board to include suggestions on future agenda items. Upon request, letters can be read at the meeting as long as they focus on issues or policies and not people.

While we value your input, please know the Board of Education meeting is a "Meeting in Public" and not a "Public Meeting." We appreciate your helping us accomplish our agenda in a time effective manner.

REGULAR MEETINGS:

Our regular meetings are normally held on the first Thursday of every other month, September through June. In addition we participate in meetings of the Joint Board of Education Committee every other month along with the Boards of Education of Chester, Deep River and Essex. Regular Meeting Agendas and Special Meeting Agendas are posted in each of the Town Halls and on the school website (www.reg4.k12.ct.us).

EXECUTIVE SESSION:

The Board may occasionally meet in "Executive Session." This closed-door meeting is for discussing items of a sensitive nature, such as personnel issues or negotiation strategy.

SPECIAL MEETINGS:

Special meetings may be called with a minimum of 24 hours advanced notice, to discuss specific items.

We appreciate your attendance this evening and invite your continued interest on behalf of the students and residents of Region 4.

F.O.I. Compliance – Subject to BOE approval

REGION 4 BOARD OF EDUCATION

Date: August 24, 2021

District Meeting / Public Hearing & Special Meeting – REMOTE MEETING held

(To view a recording of this meeting, please visit our website www.reg4.k12.ct.us and select “Remote Meeting Recordings” under the BOARD OF EDUCATION Heading)

Attendance:	<u>Region 4 BOE</u>		<u>Administration:</u>		<u>Other:</u>
(√ = attended)	Kate Sandmann	√	Brian White	√	Matt Ritter
	Jane Cavanaugh	√	Sarah Brzozowy	√	Rusty Malik
	Lon Seidman	√	Bob Grissom	√	
	Jennifer Clark	√	Matt Espinosa	√	
	Lori Ann Clymas	√			
	Rob Bibbiani	√			
	Rick Daniels	√			

Chair Sandmann called the district meeting / public hearing to order at: 7:00 p.m.

Chair Sandmann nominated Tom Englert as the moderator for this evening. There being no other nominations, Tom Englert, as moderator, read the published legal warning for the meeting.

Mr. Englert asked if Chair Sandmann would like to share any comments or designate someone else to do so. She asked Superintendent White to make comments.

Superintendent White shared a brief timeline of the history of the proposed project. Discussions began in the fall of 2018 with continuing discussions and actions taken throughout 2019-2021 resulting in tonight’s public hearing (the timeline and associated materials may be viewed on the district website and are attached to these minutes).

Rusty Malik of QA&M Architects shared a presentation of the design concepts and scope of the proposed project (see attached).

Mr. Englert opened up the meeting for comments and questions from the public.

Norm Needleman of Essex asked to discuss the options for financing of the project. He voiced concerns about bonding for a project of this size. He encouraged the Board to consider other financing options, as he believes bonding this small project would be a mistake, and asks that the board take the bonding option off the table. Instead, he recommends a more conventional means of financing by borrowing to cover the interest payments only during the first four years, as they look to roll it into a future bond covering more items, sometime within the next couple of years.

Board Member Clymas thanked Mr. Needleman for his comments and said the Board would be fully researching and discussing all financing options.

Richard Strauss of Chester followed up on Mr. Needleman’s comments regarding financing. He asked if there was a ballpark figure for the anticipated reimbursement from the State. Mr. Malik shared the current guidance from the State, noting that it will ultimately depend upon a final audit of the project upon completion.

There being no other public comment, Mr. Englert called for adjournment of the public hearing at 7:25 p.m.

Chair Sandmann called the Region 4 BOE Special Meeting to order at 7:25 p.m.

A verbal roll call was held.


There was a discussion and questions were answered regarding the proposed resolutions and funding of the project.

On motion duly made and seconded, the Board unanimously VOTED to approve RESOLUTION TO APPROPRIATE \$952,053 FOR THE COST OF THE JOHN WINTHROP MIDDLE SCHOOL SECURITY PROJECT AND TO AUTHORIZE THE ISSUANCE OF BONDS, NOTES OR TEMPORARY NOTES IN AN AMOUNT NOT TO EXCEED \$952,053 TO FINANCE THE APPROPRIATION *(see attached for full resolution language)*

On motion duly made and seconded, the Board unanimously VOTED to approve RESOLUTION TO SUBMIT TO REFERENDUM THE RESOLUTION TO APPROPRIATE \$952,053 FOR THE COST OF THE JOHN WINTHROP MIDDLE SCHOOL SECURITY PROJECT AND TO AUTHORIZE THE ISSUANCE OF BONDS, NOTES OR TEMPORARY NOTES IN AN AMOUNT NOT TO EXCEED \$952,053 TO FINANCE THE APPROPRIATION *(see attached for full resolution language)*

Public Comment: none were made

ADJOURNMENT: On motion duly made and seconded, the Board unanimously VOTED to adjourn at 7:47 p.m.

A handwritten signature in dark ink on a light-colored rectangular background. The signature is cursive and appears to read 'Rick Daniels'.

Rick Daniels – Secretary
Regional District #4 Board of Education

F.O.I. Compliance – Subject to BOE approval at a future meeting

REGION 4 BOARD OF EDUCATION

Date: September 02, 2021

Regular Meeting – REMOTE MEETING held

(To view a recording of this meeting, please visit our website www.reg4.k12.ct.us and select “Remote Meeting Recordings” under the BOARD OF EDUCATION Heading)

Attendance:	<u>Region 4 BOE</u>		<u>Administration:</u>		<u>Other:</u>
(√ = attended)	Kate Sandmann	√	Brian White	√	Carolyn DiPietro
	John Stack	√	Sarah Brzozowy	√	
	Kate Bergeron	√	Bob Grissom	√	
	Jane Cavanaugh	√	Michael Barile	√	
	Rick Daniels	√	Matt Espinosa	√	
	Lon Seidman	√			
	Rob Bibbiani	√			
	Jennifer Clark				
	Lori Ann Clymas				

Call To Order and Verbal Roll Call: 7:00 p.m. by Chair Sandmann

Items / Discussion

Public Comment – No comments were made

Consent Agenda

On motion duly made and seconded, the Board unanimously **VOTED** to approve the consent agenda consisting of the minutes from the Regular Meeting of May 06, 2021; the Annual Meeting of May 03, 2021; the Minutes from the Special Meeting of August 10, 2021; and the accounts payable report.

Superintendent’s Report

Superintendent Brian White provided the Board with an update on the following topics:

He discussed the successful opening of school for full in-person learning at all buildings. He thanked his leadership team and the support of our three communities, including our two health districts and local government officials.

He welcomed Dr. Sarah Brzozowy, our new Assistant Superintendent, who is joining the meeting this evening for her first regular BOE meeting this year.

He mentioned that he will be convening a Joint BOE RFP Review Committee on Sept. 8th at 5:30 p.m. to review a draft RFP for a building study that will help to inform future board decisions regarding long term capital needs at all of our buildings.

He reminded everyone that the next step in the process for the proposed JWMS Secured Entry project will be an explanatory meeting scheduled for October 6th.

He reported that they have convened an administrative R4 athletics committee, with Board members invited to attend. This committee will lead to recommendations that will be brought forward to the Region 4 Board later this year. They will be convening stakeholder groups consisting of students, staff, parents and others for a program

self-study. They are also crafting surveys for students, parents and staff members in order to gather feedback on the strengths and needs for the athletics program.

As previously discussed, Superintendent White reiterated the district's commitment to engage in equity work. The administration is currently determining the best way to proceed and will continue to advise the boards as they progress.

He shared a reminder that several of our employee group contracts are up for negotiations this year, either through regular contract expiration, or the expiration of the 1-year push contracts approved last year. We will be working with Shipman and Goodwin Attorney Chris Engler on the non-certified contract negotiations. Additionally, we will begin engaging our teacher's union in the negotiations process in the near future, as their contract expires June 2022.

Finally, Superintendent White shared that we have received some very good feedback and praise from our auditors, who have already made initial working visits to Central Office. We have made some outstanding progress over the past couple of years in addressing a number of issues in our finance office.

The Board had a chance to ask Superintendent White questions.

Superintendent White introduced the Board's realtor, Carolyn DiPietro, who provided an update on the Falls Landing property that is currently listed for sale. She shared the outcome of several property viewings, none of which have resulted in a true interest. She also shared her advertising efforts and continued plans for marketing the property to prospective buyers.

Assistant Superintendent's Report

Dr. Sarah Brzozowy reported on her visits to all of our schools and the positive environments she has observed while there.

Finance Office Report

Finance Director Bob Grissom reviewed enclosures #5 End of Year Financial Status Report #6 Current Year to Date Financial Status Report; #7 Cafeteria Fund Update; and #8 Medical Reserve Tracking.

Mr. Grissom also provided an update on grant funds, specifically ARP and ESSER III Funds.

Mr. Grissom reported that he and Brian have been holding monthly meetings with R4 BOE Treasurer John Stack and R4 BOE Chair Kate Sandman. He invited both of them to say a few words regarding these meetings. Mr. Stack shared a general summary of these meetings and asked Board members to share any specific financial items with him that they may wish to have addressed.

There was time for Board discussion and questions.

Principals Reports

Matt Espinosa – JWMS Principal

Principal Espinosa shared updates on the opening of school with full in-person learning at JWMS, and their increased focus on Social and Emotional Learning this year.

Mike Barile – VRHS Principal

Principal Barile shared updates on the opening of school and reported 547 students currently enrolled at VRHS. He reported that social and emotional well-being, which assists with academic success, is also a focus at Valley.

On motion duly made and seconded the Board unanimously VOTED to accept a donation of new VRHS personalized volleyball team jackets valued at \$55/jacket with 54 jackets being donated for a total value of \$2,970 from Home Team Supply, Middletown, CT.

Other Reports:

Presentation of recommendations of R4 Long Range Athletics Facilities Planning Committee. Superintendent White shared a brief history of the Committee's work to date, following the completion of a final report by the BSC Group led Study of Region 4 Athletic Facilities and Grounds. He reported that where the Committee landed was that broader input, from more stakeholders would be needed in order to best prioritize some of the various potential projects that the report recommended.

Superintendent White noted that as we begin to conduct a building study of our physical plants in Region 4, what will emerge by the spring time will be a complete picture to the extent that the athletics facilities/grounds study, coupled with the building study will form the backbone of a multi-year capital plan to help support efforts of the Board to understand long term needs along with any bonding that may be required to support those needs in the future.

Public Comment: no comments were made

On motion duly made and seconded the Board **VOTED** to move into Executive Session at 8:42 p.m. for a student matter (for the Board to consider a tuition request).

The Board returned from Executive Session at 8:47 p.m.

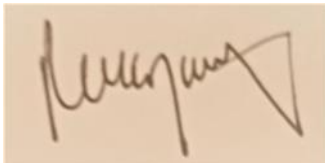
On motion duly made and seconded, the Board unanimously (*all present at start of meeting roll call, except for Kate Bergeron, who did not re-join the public link for this vote*) **VOTED** to approve the Superintendent's recommendation to approve the enrollment of a non-resident student in Valley Regional High School for the 2021-22 school year upon payment of the BOE approved tuition and in compliance with the terms of BOE policies #3240 and #5118.

FUTURE AGENDA ITEMS:

- Informative Special Meeting regarding JWMS Security Building Project (*Oct. 6th 7:00 p.m.*)
- Joint BOE Meeting Thursday, October 07, 2021 @ 7:00 p.m.
- Regular Region 4 BOE Meeting Thurs., Nov. 04, 2021 @ 7:00 p.m.
- Election of Officers and Committee Assignments (Nov.)

ADJOURNMENT: On motion duly made and seconded, the Board unanimously **VOTED** to adjourn at 8:48 p.m.

Respectfully submitted,

A handwritten signature in brown ink on a light brown rectangular background. The signature appears to be 'Rick Daniels' with a stylized flourish at the end.

Rick Daniels, Secretary
Regional District #4 – Board of Education

F.O.I. Compliance – Subject to BOE approval

REGION 4 BOARD OF EDUCATION

Date: October 06, 2021

Special Meeting – REMOTE MEETING held

(To view a recording of this meeting, please visit our website www.reg4.k12.ct.us and select “Remote Meeting Recordings” under the BOARD OF EDUCATION Heading)

Attendance:	<u>Region 4 BOE</u>		<u>Administration:</u>		<u>Other:</u>
(√ = attended)	Jane Cavanaugh	√	Brian White	√	
	Rick Daniels	√	Bob Grissom	√	
	Lon Seidman	√	Matt Espinosa	√	
	Jennifer Clark	√			
	Lori Ann Clymas	√			
	John Stack	√			

Vice Chair Cavanaugh called the special meeting to order at: 7:00 p.m.

A verbal roll call was held.

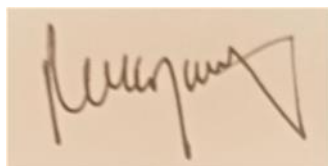
Superintendent White shared that the purpose this evening, as we approach the November 2nd referendum vote on the proposed JWMS Security Project, is just to serve as a factual reminder and to re-share once again for the public, the general project information that is available on our website and has been discussed many times at past meetings, as well as the recent public hearing. It also provides another forum for the public to ask any questions they may have as we approach the referendum vote on this proposed security project.

Superintendent White shared an informational presentation on the proposed JWMS Security Project which is scheduled for referendum on November 2, 2021 (see attached).

Superintendent White also reiterated, that as the Board’s counsel previously advised them, the Board has a number of options in terms of the most appropriate way to finance this project, should it be approved at the referendum at November.

Public Comment: 1 citizen was present – no comments were made

ADJOURNMENT: On motion duly made and seconded, the Board unanimously VOTED to adjourn at 7:11 p.m.



Rick Daniels, Secretary – Regional District #4 Board of Education

10/27/2021 13:59
9781nmarREGIONAL SCHOOL DIST # 4
AP CHECK RECONCILIATION REGISTERP 1
apchkrcn

FOR CASH ACCOUNT: 4000 1040

FOR: Cleared and Uncleared

CHECK #	CHECK DATE	TYPE	VENDOR NAME	UNCLEARED	CLEARED	BATCH	CLEAR DATE
46050	08/30/2021	PRINTED	002467 ALLSTON SUPPLY CO INC		3,944.17		09/30/2021
46051	08/30/2021	PRINTED	002836 SYNCB/AMAZON		29.15		09/30/2021
46052	08/30/2021	PRINTED	002332 FIRST STUDENTS INC		3,966.49		09/30/2021
46053	08/30/2021	PRINTED	004778 GROVE SCHOOL		312.50		09/30/2021
46054	08/30/2021	PRINTED	005097 NATCHAUG HOSPITAL		6,840.00		09/30/2021
46055	08/30/2021	PRINTED	002276 TOWN OF DEEP RIVER		6,943.57		09/30/2021
46056	08/30/2021	PRINTED	003061 A-DEC COMMUNICATIONS, LLC		923.00		09/30/2021
46057	08/30/2021	PRINTED	002836 SYNCB/AMAZON		837.35		09/30/2021
46058	08/30/2021	PRINTED	003055 B & L CONSTRUCTION, INC.		420.00		09/30/2021
46059	08/30/2021	PRINTED	007353 BLICK ART MATERIALS		132.52		09/30/2021
46060	08/30/2021	PRINTED	007168 CAROLYN GBUNBLEE		99.00		09/30/2021
46061	08/30/2021	PRINTED	003273 GRAINGER		172.84		09/30/2021
46062	08/30/2021	PRINTED	006697 NATIONWIDE SECURITY CORPO		275.48		09/30/2021
46063	08/30/2021	PRINTED	005713 NEW ENGLAND INDUSTRIAL SU		1,975.00		09/30/2021
46064	08/30/2021	PRINTED	003190 RIGGIO'S GARDEN CENTER		157.75		09/30/2021
46065	08/30/2021	PRINTED	008024 RIVERSIDE INSIGHTS		698.44		09/30/2021
46066	08/30/2021	PRINTED	006626 EDWARD TURNER		163.56		08/31/2021
46067	08/30/2021	PRINTED	004246 WILCOX TREE EXPERTS LLC		2,200.00		09/30/2021
46068	08/31/2021	PRINTED	002836 SYNCB/AMAZON		1,577.31		09/30/2021
46069	08/31/2021	PRINTED	004739 CENGAGE LEARNING INC/GALE		1,913.24		09/30/2021
46070	08/31/2021	PRINTED	002147 GOPHER SPORT		330.19		09/30/2021
46071	08/31/2021	PRINTED	004867 MATH COUNTS		300.00		09/30/2021
46072	08/31/2021	PRINTED	005713 NEW ENGLAND INDUSTRIAL SU		1,126.08		09/30/2021
46073	08/31/2021	PRINTED	005001 BOB SEHL		410.00		09/30/2021
46074	08/31/2021	PRINTED	007847 WINSOR LEARNING, INC		122.10		09/30/2021
46075	08/31/2021	PRINTED	005835 CITIZENS BANK - HEALTH B		329,834.00		09/30/2021
46076	08/31/2021	PRINTED	006678 FRONTIER		233.87		09/30/2021
46077	08/31/2021	PRINTED	002754 PROFESSIONAL FIELD CARE		10,142.50		09/30/2021
46078	08/31/2021	PRINTED	006838 UTICA NATIONAL INS. GROUP		23,444.00		09/30/2021
46079	09/09/2021	PRINTED	007351 ENVIRONMENTAL SYSTEMS COR		22,950.00		09/30/2021
46080	09/09/2021	PRINTED	002539 ALL WASTE, INC.		774.75		09/30/2021
46081	09/09/2021	PRINTED	002168 DEEP RIVER HARDWARE CO.		91.74		09/30/2021
46082	09/09/2021	PRINTED	004519 FOLLETT SCHOOL SOLUTIONS,		50.32		09/30/2021
46083	09/09/2021	PRINTED	002506 GRAINGER		218.65		09/30/2021
46084	09/09/2021	PRINTED	007715 NEW ENGLAND TURF MANAGEME		564.00		09/30/2021
46085	09/09/2021	PRINTED	005713 NEW ENGLAND INDUSTRIAL SU		473.10		09/30/2021
46086	09/09/2021	PRINTED	002267 SCHOOL SPECIALTY		4.69		09/30/2021
46087	09/09/2021	PRINTED	005105 WB MASON		110.43		09/30/2021
46088	09/09/2021	PRINTED	002539 ALL WASTE, INC.		1,096.60		09/30/2021
46089	09/09/2021	PRINTED	002836 SYNCB/AMAZON		637.57		09/30/2021
46090	09/09/2021	PRINTED	007351 ENVIRONMENTAL SYSTEMS COR		438.00		09/30/2021
46091	09/09/2021	PRINTED	002986 FREESTYLE PHOTO		1,657.18		09/30/2021
46092	09/09/2021	PRINTED	007168 CAROLYN GBUNBLEE		782.03		09/30/2021
46093	09/09/2021	PRINTED	003273 GRAINGER		70.74		09/30/2021
46094	09/09/2021	PRINTED	007715 NEW ENGLAND TURF MANAGEME		1,395.38		09/30/2021
46095	09/09/2021	PRINTED	006856 NEACAC		25.00		09/30/2021
46096	09/09/2021	PRINTED	006503 NEASC		3,745.00		09/30/2021
46097	09/09/2021	PRINTED	006292 SCHOLASTIC INC.		313.17		09/30/2021
46098	09/09/2021	PRINTED	002588 SHERWIN- WILLIAMS COMPANY		60.35		09/30/2021
46099	09/09/2021	PRINTED	006106 SHORE POWER - BATTERY JUN		283.81		09/30/2021
46100	09/09/2021	PRINTED	006358 TOP NOTCH ELECTRICAL SERV		882.52		09/30/2021
46101	09/09/2021	PRINTED	002442 WINSUPPLY ESSEX CT CO		6.26		09/30/2021

10/27/2021 13:59
9781nmar

REGIONAL SCHOOL DIST # 4
AP CHECK RECONCILIATION REGISTER

P 2
apchkrcn

FOR CASH ACCOUNT: 4000 1040

FOR: Cleared and Uncleared

CHECK #	CHECK DATE	TYPE	VENDOR NAME	UNCLEARED	CLEARED	BATCH	CLEAR DATE
46102	09/09/2021	PRINTED	005250 YALE DEBATE ASSOCIATION	120.00			
46103	09/09/2021	PRINTED	007279 YALE MOCK TRIAL ASSOCIATI		510.00		09/30/2021
46105	09/10/2021	PRINTED	002332 FIRST STUDENTS INC		223.79		09/30/2021
46106	09/10/2021	PRINTED	002175 HOME DEPOT		84.15		09/30/2021
46107	09/10/2021	PRINTED	002836 SYNCB/AMAZON		799.05		09/30/2021
46108	09/10/2021	PRINTED	008243 CYNTHIA MAIOLO		39.82		09/30/2021
46109	09/10/2021	PRINTED	003273 GRAINGER		189.42		09/30/2021
46111	09/10/2021	PRINTED	008393		115.10		09/30/2021
46112	09/10/2021	PRINTED	005844 KEVIN LAM		473.67		09/30/2021
46113	09/10/2021	PRINTED	008239 LESLIE FAZZUOLI		101.01		09/30/2021
46114	09/10/2021	PRINTED	002743 OLSEN'S SANITATION CO., L		3,060.00		09/30/2021
46115	09/10/2021	PRINTED	006358 TOP NOTCH ELECTRICAL SERV		425.00		09/30/2021
46116	09/10/2021	PRINTED	004633 HOME TEAM SUPPLY		2,088.00		09/30/2021
46117	09/16/2021	PRINTED	006432 A&A OFFICE SYSTEMS, INC		509.45		09/30/2021
46118	09/16/2021	PRINTED	002919 ACES		16,880.00		09/30/2021
46119	09/16/2021	PRINTED	008397 BSN SPORTS		1,715.93		09/30/2021
46120	09/16/2021	PRINTED	002744 COLONNA INSURANCE SERVICE		9,950.00		09/30/2021
46121	09/16/2021	PRINTED	007904 CRHS ATHLETIC DEPT/XC- ME	200.00			
46122	09/16/2021	PRINTED	006771 CT SOLAR LEASE 2, LLC		2,306.05		09/30/2021
46123	09/16/2021	PRINTED	002849 CURTIN MOTOR LIVERY, INC.		4,508.00		09/30/2021
46124	09/16/2021	PRINTED	006719 EVERSOURCE		28,349.89		09/30/2021
46125	09/16/2021	PRINTED	006802	3,760.00			
46126	09/16/2021	PRINTED	004778 GROVE SCHOOL		17,060.00		09/30/2021
46127	09/16/2021	PRINTED	007445 HADDAM KILLINGWORTH HIGH	100.00			
46128	09/16/2021	PRINTED	005176 IMPACT APPLICATIONS		892.00		09/30/2021
46129	09/16/2021	PRINTED	005959 LEAF		4,947.00		09/30/2021
46130	09/16/2021	PRINTED	004852 THE LIGHTHOUSE		1,600.00		09/30/2021
46131	09/16/2021	PRINTED	002751 MIDDLETOWN ADULT ED		61,592.00		09/30/2021
46132	09/16/2021	PRINTED	003019 OSHS TRACK	150.00			
46133	09/16/2021	PRINTED	007614 ANB PTSMA HOLDINGS, INC		3,500.00		09/30/2021
46134	09/16/2021	PRINTED	006823 RSD #13 MIDDLESEX TRANSIT		11,295.80		09/30/2021
46135	09/16/2021	PRINTED	005658 RUSHFORDS CENTER, INC		3,800.00		09/30/2021
46136	09/16/2021	PRINTED	002429 SHIPMAN & GOODWIN		7,726.50		09/30/2021
46137	09/16/2021	PRINTED	004646 STADIUM SYSTEMS, INC		1,664.00		09/30/2021
46138	09/16/2021	PRINTED	002518 TREASURER SUPERVISION DIS		192,271.92		09/30/2021
46139	09/16/2021	PRINTED	008399 VALLEY CHEERLEADINE BOOST	287.76			
46140	09/16/2021	PRINTED	007120 WATERFORD COUNTRY SCHOOL		4,273.50		09/30/2021
46141	09/22/2021	PRINTED	006432 A&A OFFICE SYSTEMS, INC		305.76		09/30/2021
46142	09/22/2021	PRINTED	002836 SYNCB/AMAZON		234.49		09/30/2021
46143	09/22/2021	PRINTED	003095 ATTAINMENT CO., INC.		1,287.30		09/30/2021
46144	09/22/2021	PRINTED	007353 BLICK ART MATERIALS		793.66		09/30/2021
46145	09/22/2021	PRINTED	002197 ESSEX HARDWARE CO		50.87		09/30/2021
46146	09/22/2021	PRINTED	003273 GRAINGER		132.76		09/30/2021
46147	09/22/2021	PRINTED	007774 HERBERT PRAY	145.98			
46148	09/22/2021	PRINTED	007223 INTERNATIONAL BACCALAUREA	450.00			
46149	09/22/2021	PRINTED	002365 INTERSTATE ALL BATTERY CE	290.00			
46150	09/22/2021	PRINTED	007796 KOGNITY USA, INC.		6,260.00		09/30/2021
46151	09/22/2021	PRINTED	007925 RAYMOND WACHTARZ	133.74			
46152	09/22/2021	PRINTED	003190 RIGGIO'S GARDEN CENTER		98.57		09/30/2021
46153	09/22/2021	PRINTED	005776 THERMOMEDICS, LLC	430.00			
46154	09/22/2021	PRINTED	006626 EDWARD TURNER		164.91		09/30/2021
46155	09/22/2021	PRINTED	002836 SYNCB/AMAZON		1,382.17		09/30/2021

10/27/2021 13:59
9781nmar

REGIONAL SCHOOL DIST # 4
AP CHECK RECONCILIATION REGISTER

P 3
apchkrcn

FOR CASH ACCOUNT: 4000 1040

FOR: Cleared and Uncleared

CHECK #	CHECK DATE	TYPE	VENDOR NAME	UNCLEARED	CLEARED	BATCH	CLEAR DATE
46156	09/22/2021	PRINTED	006877 DOGHOUSE PIANOS		160.00		09/30/2021
46157	09/22/2021	PRINTED	007351 ENVIRONMENTAL SYSTEMS COR		243.07		09/30/2021
46158	09/22/2021	PRINTED	002506 GRAINGER		209.74		09/30/2021
46159	09/22/2021	PRINTED	006302 MATH LEAGUE PRESS		240.00		09/30/2021
46160	09/22/2021	PRINTED	005713 NEW ENGLAND INDUSTRIAL SU		399.00		09/30/2021
46161	09/22/2021	PRINTED	002743 OLSEN'S SANITATION CO., L		1,080.00		09/30/2021
46162	09/22/2021	PRINTED	008000 PETTY CASH- CINDY SADLWS		113.08		09/30/2021
46163	09/22/2021	PRINTED	008140 REMINDERBAND		201.60		09/30/2021
46164	09/22/2021	PRINTED	008131 SCHOOL DATEBOOKS		664.29		09/30/2021
46165	09/22/2021	PRINTED	008148 SPOTIFY USA INC.		775.90		09/30/2021
46166	09/22/2021	PRINTED	004016 STEWART'S MUSIC LLC		1,377.10		09/30/2021
46167	09/22/2021	PRINTED	005776 THERMOMEDICS, LLC	1,652.29			
46168	09/22/2021	PRINTED	005105 WB MASON		324.48		09/30/2021
46169	09/22/2021	PRINTED	002920 BENHAVEN	12,173.00			
46170	09/22/2021	PRINTED	008411 CHSCA		450.00		09/30/2021
46171	09/22/2021	PRINTED	002849 CURTIN MOTOR LIVERY, INC.		16,224.00		09/30/2021
46172	09/22/2021	PRINTED	008412 EAST HAVEN ATHLETICS	100.00			
46173	09/22/2021	PRINTED	002332 FIRST STUDENTS INC		215.01		09/30/2021
46174	09/22/2021	PRINTED	004778 GROVE SCHOOL		8,905.00		09/30/2021
46175	09/22/2021	PRINTED	007546 HUDL		2,899.00		09/30/2021
46176	09/22/2021	PRINTED	007564 PERFORMACE HEALTH SUPPLY,	1,018.64			
46177	09/22/2021	PRINTED	005658 RUSHFORDS CENTER,INC		2,000.00		09/30/2021
46178	09/22/2021	PRINTED	008210 SHELIA ROBIDA	5.88			
46179	09/22/2021	PRINTED	004366 SHORE PUBLISHING, LLC		122.00		09/30/2021
46180	09/22/2021	PRINTED	008414 SIGNS.COM	259.39			
46181	09/24/2021	PRINTED	002836 SYNCB/AMAZON	525.49			
46182	09/24/2021	PRINTED	002625 APPLE COMPUTER INC.	497.95			
46183	09/24/2021	PRINTED	007149 JAMES BARNES	860.00			
46184	09/24/2021	PRINTED	007950 BARTHOLOMEW LUZZI	99.49			
46185	09/24/2021	PRINTED	004924 CSCA	60.00			
46186	09/24/2021	PRINTED	007948	98.49			
46187	09/24/2021	PRINTED	008407 DIANE ADAMSON	156.75			
46188	09/24/2021	PRINTED	007951 DONALD ACERRA JR	99.49			
46189	09/24/2021	PRINTED	008403 ELIZABETH RILL	156.75			
46190	09/24/2021	PRINTED	007953		99.49		09/30/2021
46191	09/24/2021	PRINTED	007937	156.75			
46192	09/24/2021	PRINTED	008405	66.15			
46193	09/24/2021	PRINTED	008321 LIZA BELLUZZI	127.72			
46194	09/24/2021	PRINTED	008004 MARIO A. PISELLI	99.49			
46195	09/24/2021	PRINTED	008402 MARK ONOFRIO	156.75			
46196	09/24/2021	PRINTED	008182	156.75			
46197	09/24/2021	PRINTED	008401 NORMAN GIRARD	156.75			
46198	09/24/2021	PRINTED	007527 PIONEER MANUFACTURING COM	3,903.71			
46199	09/24/2021	PRINTED	007956 RICHARD FALCIGNO	99.49			
46200	09/24/2021	PRINTED	007915 RUSSELL LINDERMAN	98.49			
46201	09/24/2021	PRINTED	008271 SAVVAS	283.74			
46202	09/24/2021	PRINTED	004823 SCHOLASTIC MAGAZINES	109.89			
46203	09/24/2021	PRINTED	002442 WINSUPPLY ESSEX CT CO		357.67		09/30/2021
46204	09/28/2021	PRINTED	008419 GNCB CONSULTING ENGINEERS	840.00			
46205	09/28/2021	PRINTED	005776 THERMOMEDICS, LLC	8,647.50			
46206	09/28/2021	PRINTED	005848 BANK OF NEW YORK MELLON	12,375.00			
46207	09/28/2021	PRINTED	005835 CITIZENS BANK - HEALTH B		238,405.00		09/30/2021

10/27/2021 13:59
9781nmar

REGIONAL SCHOOL DIST # 4
AP CHECK RECONCILIATION REGISTER

P 4
apchkrcn

FOR CASH ACCOUNT: 4000 1040

FOR: Cleared and Uncleared

CHECK #	CHECK DATE	TYPE	VENDOR NAME	UNCLEARED	CLEARED	BATCH	CLEAR DATE
46208	09/28/2021	PRINTED	006678 FRONTIER	239.68			
46209	09/28/2021	PRINTED	002754 PROFESSIONAL FIELD CARE		10,142.50		09/30/2021
46210	09/28/2021	PRINTED	002518 TREASURER SUPERVISION DIS		703.52		09/30/2021
46211	09/28/2021	PRINTED	006838 UTICA NATIONAL INS. GROUP	18,454.00			
46212	10/04/2021	PRINTED	006462 A SECOND CHANCE	80.00			
46213	10/04/2021	PRINTED	003061 A-DEC COMMUNICATIONS, LLC	399.00			
46214	10/04/2021	PRINTED	002539 ALL WASTE, INC.	1,096.60			
46215	10/04/2021	PRINTED	002836 SYNCB/AMAZON	439.07			
46216	10/04/2021	PRINTED	007353 BLICK ART MATERIALS	115.65			
46217	10/04/2021	PRINTED	006776 RACHAEL ROSE	29.98			
46218	10/04/2021	PRINTED	008292 CHELLEY MERRELL	133.74			
46219	10/04/2021	PRINTED	008417 DANIEL DOBROSIELSKI	64.70			
46220	10/04/2021	PRINTED	007752	156.75			
46221	10/04/2021	PRINTED	008407 DIANE ADAMSON	156.75			
46222	10/04/2021	PRINTED	004166 MARIA EHRHARDT	199.00			
46223	10/04/2021	PRINTED	007930 GARY LITTLEFIELD	64.05			
46224	10/04/2021	PRINTED	005537 HM RECEIVABLES CO LLC	3,420.00			
46225	10/04/2021	PRINTED	005537 HM RECEIVABLES CO LLC	3,645.00			
46226	10/04/2021	PRINTED	007223 INTERNATIONAL BACCALAUREA	250.00			
46227	10/04/2021	PRINTED	007224 JENNIFER TALIERCIO	619.16			
46228	10/04/2021	PRINTED	007236	136.34			
46229	10/04/2021	PRINTED	006111 MEG KIMMETT	32.95			
46230	10/04/2021	PRINTED	008416 MICHAEL J. DURSO	64.70			
46231	10/04/2021	PRINTED	007014 NASSP	137.00			
46232	10/04/2021	PRINTED	006697 NATIONWIDE SECURITY CORPO	137.60			
46233	10/04/2021	PRINTED	007996 JOHN NELAN	98.49			
46234	10/04/2021	PRINTED	005713 NEW ENGLAND INDUSTRIAL SU	106.20			
46235	10/04/2021	PRINTED	002743 OLSEN'S SANITATION CO., L	222.50			
46236	10/04/2021	PRINTED	007330 PEAPOD	538.23			
46237	10/04/2021	PRINTED	002382 RUSTY KILN POTTERY	1,140.00			
46238	10/04/2021	PRINTED	007914 SALVATORE DIMAURO	98.49			
46239	10/04/2021	PRINTED	008415 STEVEN A. SEELEY	64.70			
46240	10/04/2021	PRINTED	007947	145.98			
46241	10/04/2021	PRINTED	007256 WB MASON	4.18			
46242	10/04/2021	PRINTED	008413 WILLIAM A. RIVIERE JR	64.05			
46243	10/05/2021	PRINTED	006432 A&A OFFICE SYSTEMS, INC	114.87			
46244	10/05/2021	PRINTED	002539 ALL WASTE, INC.	774.75			
46245	10/05/2021	PRINTED	002168 DEEP RIVER HARDWARE CO.	185.76			
46246	10/05/2021	PRINTED	004519 FOLLETT SCHOOL SOLUTIONS,	1,357.39			
46247	10/05/2021	PRINTED	002506 GRAINGER	54.64			
46248	10/05/2021	PRINTED	004633 HOME TEAM SUPPLY	312.00			
46249	10/05/2021	PRINTED	007255 RESEARCHILD	530.00			
46250	10/05/2021	PRINTED	004049 SIMA WELL DRILLING COMPAN	2,218.00			
46251	10/05/2021	PRINTED	005171 TCI - ORDER DEPARTMENT	116.00			
46252	10/05/2021	PRINTED	006388 ALISON LIFTIG	270.00			
46253	10/05/2021	PRINTED	006498 BEN BRONZ ACADEMY	11,253.00			
46254	10/05/2021	PRINTED	002920 BENHAVEN	6,087.00			
46255	10/05/2021	PRINTED	002849 CURTIN MOTOR LIVERY, INC.	14,416.00			
46256	10/05/2021	PRINTED	007556 DIME OIL, LLC	7,308.91			
46257	10/05/2021	PRINTED	002812 EASTERN ANALYTICAL LAB IN	235.00			
46258	10/05/2021	PRINTED	007678 EXXONMOBIL	100.71			
46259	10/05/2021	PRINTED	005688	277.54			

10/27/2021 13:59
9781nmar

REGIONAL SCHOOL DIST # 4
AP CHECK RECONCILIATION REGISTER

P 5
apchkrcn

FOR CASH ACCOUNT: 4000 1040

FOR: Cleared and Uncleared

CHECK #	CHECK DATE	TYPE	VENDOR NAME	UNCLEARED	CLEARED	BATCH	CLEAR DATE
46260	10/05/2021	PRINTED	008073 INTENSIVE EDUCATION ACADE	12,295.58			
46261	10/05/2021	PRINTED	005959 LEAF	4,947.00			
46262	10/05/2021	PRINTED	002329 LEARN	19,498.90			
46263	10/05/2021	PRINTED	005415 MEDCO SUPPLY COMPANY	514.76			
46264	10/05/2021	PRINTED	007395 NEVCO	924.65			
46265	10/05/2021	PRINTED	006571 PEDIATRIC AND ADOLESCENT	350.00			
46266	10/05/2021	PRINTED	006544 SHORELINE READING, INC.	3,500.00			
46267	10/05/2021	PRINTED	006542 THE FOUNDATION SCHOOL	7,700.00			
46268	10/05/2021	PRINTED	008420 TRAFERA, LLC	13,520.00			
46269	10/05/2021	PRINTED	002518 TREASURER SUPERVISION DIS	192,271.92			
46270	10/07/2021	PRINTED	008121 ENCORE FIRE PROTECTION	1,693.00			
46271	10/07/2021	PRINTED	002175 HOME DEPOT	340.24			
46272	10/07/2021	PRINTED	002743 OLSEN'S SANITATION CO., L	80.00			
46273	10/07/2021	PRINTED	007527 PIONEER MANUFACTURING COM	1,673.02			
46274	10/07/2021	PRINTED	006037 STAPLES BUSINESS ADVANTAG	274.37			
46275	10/07/2021	PRINTED	002583 STAMP FULFILLMENT SERVICE	1,718.95			
46276	10/07/2021	PRINTED	005105 WB MASON	79.08			
46277	10/12/2021	PRINTED	002836 SYNCB/AMAZON	683.53			
46278	10/12/2021	PRINTED	007966 ANDREW MEAD	64.05			
46279	10/12/2021	PRINTED	003095 ATTAINMENT CO., INC.	698.25			
46280	10/12/2021	PRINTED	007778 BETH-ANNE FAIR	64.05			
46281	10/12/2021	PRINTED	007353 BLICK ART MATERIALS	3,276.03			
46282	10/12/2021	PRINTED	007965 CENK SAHIM	98.49			
46283	10/12/2021	PRINTED	007936 CHERYL KRAFT	64.05			
46284	10/12/2021	PRINTED	008186 CHRISTOPHER HORAN	98.49			
46285	10/12/2021	PRINTED	008424 DANIEL GONSALVES	133.74			
46286	10/12/2021	PRINTED	007948	96.08			
46287	10/12/2021	PRINTED	007752	251.74			
46288	10/12/2021	PRINTED	002168 DEEP RIVER HARDWARE CO.	56.12			
46289	10/12/2021	PRINTED	008180 EASTERN RENTAL	565.00			
46290	10/12/2021	PRINTED	002352 FLINN SCIENTIFIC	735.20			
46291	10/12/2021	PRINTED	006809 FOLLETT SCHOOL SOLUTIONS	260.00			
46292	10/12/2021	PRINTED	007930 GARY LITTLEFIELD	98.49			
46293	10/12/2021	PRINTED	006008 IXL LEARNING	359.00			
46294	10/12/2021	PRINTED	002851 JOSTENS	872.52			
46295	10/12/2021	PRINTED	003086 JW PEPPER & SON, INC	276.00			
46296	10/12/2021	PRINTED	007797 KELLY BRAZA	94.99			
46297	10/12/2021	PRINTED	007751	156.75			
46298	10/12/2021	PRINTED	007984 MICHAEL J LOONEY	64.05			
46299	10/12/2021	PRINTED	006697 NATIONWIDE SECURITY CORPO	697.50			
46300	10/12/2021	PRINTED	007996 JOHN NELAN	96.08			
46301	10/12/2021	PRINTED	007960 PETER ZIPSER	98.49			
46302	10/12/2021	PRINTED	008421 PURSUIT OF PASTRY	138.00			
46303	10/12/2021	PRINTED	007605 R.A. PARADY & SONS, INC	2,945.00			
46304	10/12/2021	PRINTED	003343 RACKLIFFE LOCK AND SAFE C	175.00			
46305	10/12/2021	PRINTED	008090 RAY LARRIVEE	98.49			
46306	10/12/2021	PRINTED	007925 RAYMOND WACHTARZ	145.98			
46307	10/12/2021	PRINTED	008425 REVISION VILLAGE	149.00			
46308	10/12/2021	PRINTED	007944 SCOTT GIEGERICH	98.49			
46309	10/12/2021	PRINTED	008009 STANLEY STYRCZULA	98.49			
46310	10/12/2021	PRINTED	008187 STEVEN ANTONI	98.49			
46311	10/12/2021	PRINTED	005776 THERMOMEDICS, LLC	7,671.10			

10/27/2021 13:59
9781nmar

REGIONAL SCHOOL DIST # 4
AP CHECK RECONCILIATION REGISTER

P 6
apchkrcn

FOR CASH ACCOUNT: 4000 1040

FOR: Cleared and Uncleared

CHECK #	CHECK DATE	TYPE	VENDOR NAME	UNCLEARED	CLEARED	BATCH	CLEAR DATE
46312	10/12/2021	PRINTED	007688 TIMOTHY EDWARD LACHANCE	120.00			
46313	10/12/2021	PRINTED	007635 TOM CAPPELLO	133.74			
46314	10/12/2021	PRINTED	006883 TPRS BOOKS	350.00			
46315	10/12/2021	PRINTED	008288 WILLIAM SCHMOEGNER	145.98			
46316	10/13/2021	PRINTED	002919 ACES	16,879.30			
46317	10/13/2021	PRINTED	002625 APPLE COMPUTER INC.	77,586.00			
46318	10/13/2021	PRINTED	008426 MATT ARINIELLO	165.00			
46319	10/13/2021	PRINTED	008397 BSN SPORTS	2,710.00			
46320	10/13/2021	PRINTED	008411 CHSCA	30.00			
46321	10/13/2021	PRINTED	006999 CT COMPUTER SERVICES, INC	125,041.08			
46322	10/13/2021	PRINTED	006771 CT SOLAR LEASE 2, LLC	1,981.25			
46323	10/13/2021	PRINTED	006719 EVERSOURCE	33,017.12			
46324	10/13/2021	PRINTED	007969 LAUREN MACDONALD	88.00			
46325	10/13/2021	PRINTED	007564 PERFORMACE HEALTH SUPPLY,	11.25			
46326	10/13/2021	PRINTED	005257 PEQUOT FOOTBALL LEAGUE	200.00			
46327	10/13/2021	PRINTED	007614 ANB PTSMA HOLDINGS, INC	3,500.00			
46328	10/13/2021	PRINTED	004646 STADIUM SYSTEMS, INC	94.00			
46329	10/13/2021	PRINTED	006098 SWAN, JEFF	59.99			
46330	10/13/2021	PRINTED	008420 TRAFERA, LLC	87,524.00			
46331	10/14/2021	PRINTED	006415 CK'S DRUM SHOP	479.05			
46332	10/14/2021	PRINTED	007351 ENVIRONMENTAL SYSTEMS COR	1,137.00			
46333	10/14/2021	PRINTED	006574 FISHER SCIENCE EDUCATION	185.84			
46334	10/14/2021	PRINTED	002175 HOME DEPOT	114.84			
46335	10/14/2021	PRINTED	003086 JW PEPPER & SON, INC	160.00			
46336	10/14/2021	PRINTED	008138 NOTABLE, INC. (KAMI)	99.00			
46337	10/14/2021	PRINTED	005713 NEW ENGLAND INDUSTRIAL SU	1,382.48			
46338	10/14/2021	PRINTED	008000 PETTY CASH- CINDY SADLOWS	119.88			
46339	10/14/2021	PRINTED	002754 PROFESSIONAL FIELD CARE	380.00			
46340	10/14/2021	PRINTED	005983 TRAVER, LAURA	15.84			
46341	10/20/2021	PRINTED	007155 9 TOWN TRANSIT	2,300.00			
46342	10/20/2021	PRINTED	002836 SYNCB/AMAZON	1,819.69			
46343	10/20/2021	PRINTED	007966 ANDREW MEAD	96.08			
46344	10/20/2021	PRINTED	007961 ARETELABS	165.00			
46345	10/20/2021	PRINTED	005616 ARRIGONI, RUSSELL	45.00			
46346	10/20/2021	PRINTED	007778 BETH-ANNE FAIR	96.08			
46347	10/20/2021	PRINTED	003735 CAROLINA BIOLOGICAL SUPPL	60.33			
46348	10/20/2021	PRINTED	007291 DICKERMAN, DONNA	14.19			
46349	10/20/2021	PRINTED	004166 MARIA EHRHARDT	270.48			
46350	10/20/2021	PRINTED	002197 ESSEX HARDWARE CO	97.17			
46351	10/20/2021	PRINTED	002352 FLINN SCIENTIFIC	59.60			
46352	10/20/2021	PRINTED	007997 BARRY HOBERMAN	98.49			
46353	10/20/2021	PRINTED	007795 JACK LAROCCA	105.00			
46354	10/20/2021	PRINTED	008010 JAMES STRONG	194.57			
46355	10/20/2021	PRINTED	008430 JOHN T.SHIRLEY	98.49			
46356	10/20/2021	PRINTED	007641	80.00			
46357	10/20/2021	PRINTED	002851 JOSTENS	11.18			
46358	10/20/2021	PRINTED	003086 JW PEPPER & SON, INC	807.20			
46359	10/20/2021	PRINTED	006664 MATHBITS	159.80			
46360	10/20/2021	PRINTED	008177 MICHAEL LOMBARDO	96.08			
46361	10/20/2021	PRINTED	008429 MICHAEL MORAN	64.70			
46362	10/20/2021	PRINTED	006697 NATIONWIDE SECURITY CORPO	484.00			
46363	10/20/2021	PRINTED	007960 PETER ZIPSER	194.57			

10/27/2021 13:59
9781nmar

REGIONAL SCHOOL DIST # 4
AP CHECK RECONCILIATION REGISTER

P 7
apchkrcn

FOR CASH ACCOUNT: 4000 1040

FOR: Cleared and Uncleared

CHECK #	CHECK DATE	TYPE	VENDOR NAME	UNCLEARED	CLEARED	BATCH	CLEAR DATE
46364	10/20/2021	PRINTED	004009 R.J. VEITCH APPLIANCE REP	190.00			
46365	10/20/2021	PRINTED	007952 RONALD MASIELLO	64.70			
46366	10/20/2021	PRINTED	007944 SCOTT GIEGERICH	96.08			
46367	10/20/2021	PRINTED	007331 SEAN MARTIN	300.00			
46368	10/20/2021	PRINTED	007644	480.00			
46369	10/20/2021	PRINTED	007761 TODD CHITTENDEN	64.70			
46370	10/20/2021	PRINTED	006358 TOP NOTCH ELECTRICAL SERV	590.50			
46371	10/20/2021	PRINTED	005105 WB MASON	40.82			
46372	10/20/2021	PRINTED	005450 JOHN WINTHROP CAFETERIA	946.16			
46373	10/20/2021	PRINTED	003086 JW PEPPER & SON, INC	81.84			
46374	10/20/2021	PRINTED	005844 KEVIN LAM	39.99			
46375	10/20/2021	PRINTED	004360 MAKEMUSIC, INC.	39.99			
46376	10/20/2021	PRINTED	008000 PETTY CASH- CINDY SADLOWS	215.06			
46377	10/20/2021	PRINTED	005508 SCHOOL SPECIALTY INTERVEN	90.11			
46378	10/20/2021	PRINTED	005000 SWAN ASSOCIATES INC.	1,160.00			
46379	10/20/2021	PRINTED	005776 THERMOMEDICS, LLC	6,435.00			
46380	10/20/2021	PRINTED	005105 WB MASON	37.68			
46381	10/20/2021	PRINTED	008121 ENCORE FIRE PROTECTION	3,461.40			
46382	10/20/2021	PRINTED	002266 SCHOOL NURSE SUPPLY, INC.	459.38			
46383	10/20/2021	PRINTED	002920 BENHAVEN	12,173.00			
46384	10/20/2021	PRINTED	003444 CAAD	75.00			
46385	10/20/2021	PRINTED	002849 CURTIN MOTOR LIVERY, INC.	34,952.00			
46386	10/20/2021	PRINTED	004778 GROVE SCHOOL	8,655.00			
46387	10/20/2021	PRINTED	005688	840.84			
46388	10/20/2021	PRINTED	008073 INTENSIVE EDUCATION ACADE	11,885.02			
46389	10/20/2021	PRINTED	002329 LEARN	9,096.90			
46390	10/20/2021	PRINTED	006353 MAHONEY SABOL & COMPANY,	10,000.00			
46391	10/20/2021	PRINTED	004646 STADIUM SYSTEMS, INC	395.00			
46392	10/20/2021	PRINTED	006542 THE FOUNDATION SCHOOL	7,700.00			
46393	10/20/2021	PRINTED	006838 UTICA NATIONAL INS. GROUP	18,477.00			
46394	10/20/2021	PRINTED	007120 WATERFORD COUNTRY SCHOOL	29,426.04			
46395	10/26/2021	PRINTED	007353 BLICK ART MATERIALS	397.84			
46396	10/26/2021	PRINTED	002352 FLINN SCIENTIFIC	136.00			
46397	10/26/2021	PRINTED	003273 GRAINGER	454.12			
46398	10/26/2021	PRINTED	007238 PRO-ED INC.	75.90			
46399	10/26/2021	PRINTED	005824 LINK INTERACTIVE, LLC	6,300.00			
46400	10/26/2021	PRINTED	004098 RNB ENTERPRISES, INC.	37,132.34			
46401	10/27/2021	PRINTED	002836 SYNCB/AMAZON	2,567.18			
46402	10/27/2021	PRINTED	008121 ENCORE FIRE PROTECTION	1,863.00			
46403	10/27/2021	PRINTED	002506 GRAINGER	58.65			
46404	10/27/2021	PRINTED	005450 JOHN WINTHROP CAFETERIA	141.82			
46405	10/27/2021	PRINTED	005815 MUSIC TREASURES CO.	107.55			
46406	10/27/2021	PRINTED	004016 STEWART'S MUSIC LLC	59.95			
46407	10/27/2021	PRINTED	005105 WB MASON	33.23			
46408	10/27/2021	PRINTED	002919 ACES	16,879.30			
46409	10/27/2021	PRINTED	008397 BSN SPORTS	2,202.00			
46410	10/27/2021	PRINTED	005835 CITIZENS BANK - HEALTH B	238,405.00			
46411	10/27/2021	PRINTED	007387 EDPUZZLE	5,823.00			
46412	10/27/2021	PRINTED	002447 EPCO-NBF GROUP	366.45			
46413	10/27/2021	PRINTED	005657	125.00			
46414	10/27/2021	PRINTED	006678 FRONTIER	238.12			
46415	10/27/2021	PRINTED	002154 THE HARTFORD COURANT	228.94			

10/27/2021 13:59
 9781nmar

 REGIONAL SCHOOL DIST # 4
 AP CHECK RECONCILIATION REGISTER

 P 8
 apchkrcn

FOR CASH ACCOUNT: 4000 1040

FOR: Cleared and Uncleared

CHECK #	CHECK DATE	TYPE	VENDOR NAME	UNCLEARED	CLEARED	BATCH	CLEAR DATE
---------	------------	------	-------------	-----------	---------	-------	------------

46416	10/27/2021	PRINTED	005415 MEDCO SUPPLY COMPANY	54.99			
46417	10/27/2021	PRINTED	005097 NATCHAUG HOSPITAL	19,550.00			
46418	10/27/2021	PRINTED	002754 PROFESSIONAL FIELD CARE	10,142.50			
46419	10/27/2021	PRINTED	007524 SCREENCASTIFY	4,500.00			
46420	10/27/2021	PRINTED	004646 STADIUM SYSTEMS, INC	557.00			
46421	10/27/2021	PRINTED	008367 TREASURER, STATE OF CONNE	1,317.57			
46422	10/27/2021	PRINTED	002518 TREASURER SUPERVISION DIS	730.79			
46423	10/27/2021	PRINTED	007821 WEVIDEO, INC.	4,349.38			

372 CHECKS	CASH ACCOUNT TOTAL	1,286,628.75	1,116,128.39
------------	--------------------	--------------	--------------

10/27/2021 13:59
 9781nmar

REGIONAL SCHOOL DIST # 4
 AP CHECK RECONCILIATION REGISTER

P 9
 apchkrcn

		UNCLEARED	CLEARED
372 CHECKS	FINAL TOTAL	1,286,628.75	1,116,128.39

** END OF REPORT - Generated by naomi marinelli **

SCHOOL PROFILE AND PERFORMANCE REPORT FOR SCHOOL YEAR 2019–20



John Winthrop Middle School Regional School District 04

860-526-9546 • <http://www.reg4.k12.ct.us>

School Information

Grade Range	7-8
Enrollment	257
New! Per Pupil Expenditures ¹	\$19,021
New! Total Expenditures ¹	\$5,383,009

¹ Expenditure data reflect the 2018-19 school year.

Community Information

[AdvanceCT Town Profiles](#) provide summary demographic and economic information for Connecticut's municipalities

Contents

Students.....	1
Educators.....	2
Instruction and Resources.....	2
Performance and Accountability.....	3

Notes

Unless otherwise noted, all data are for 2019-20 and include all grades offered by the school.

In most tables, data are displayed only for the three major race/ethnicity categories. For additional race/ethnicity categories, please visit edsight.ct.gov.

For district totals, please see the district profile.

* When an asterisk is displayed, data have been suppressed to safeguard student confidentiality, or to ensure that statistics based on a very small sample size are not interpreted as equally representative as those based on a sufficiently larger sample size.

N/A is displayed when a category is not applicable for a district or school.

Students

October 1, 2019 Enrollment

	Count	School Percent of Total (%)	District Percent of Total (%)
Female	124	48.2	50.0
Male	133	51.8	50.0
American Indian or Alaska Native	0	0.0	*
Asian	*	*	2.0
Black or African American	*	*	*
Hispanic or Latino of any race	24	9.3	5.0
Native Hawaiian or Other Pacific Islander	0	0.0	0.0
Two or More Races	9	3.5	2.8
White	220	85.6	89.2
English Learners	*	*	1.3
Eligible for Free or Reduced-Price Meals	72	28.0	22.6
Students with Disabilities ²	52	20.2	18.2

NOTE: To protect student privacy, gender counts are suppressed (*) when fewer than 6 students enrolled in the school identify as non-binary.

² Students in this category are students with an individualized education program (IEP) only. This category does not include students with Section 504 plans or services plans.

Chronic Absenteeism and Suspension/Expulsion

	Chronic Absenteeism ³		Suspension/Expulsion ⁴	
	Count	Rate (%)	Count	Rate (%)
Female	7	5.6	0	0.0
Male	16	11.9	6	4.4
Black or African American	*	*	0	*
Hispanic or Latino of any race	*	*	*	*
White	20	8.9	*	*
English Learners	0	*	*	*
Eligible for Free or Reduced-Price Meals	13	18.3	*	*
Students with Disabilities	9	16.4	*	*
School	23	8.8	6	2.3
District		11.3		2.7

Number of students in 2018-19 qualified as truant under state statute: 10

Number of school-based arrests: 0

NOTE: In the 2019-20 school year, due to the COVID-19 pandemic, in-person classes were cancelled in mid-March; all districts switched to fully remote instruction for the remainder of the school year. Chronic absenteeism calculations are based only on in-person school days.

³ A student is chronically absent if they miss ten percent or greater of the total number of days enrolled in the school year for any reason. Pre-Kindergarten students are excluded from this calculation.

⁴ This column displays the count and percentage of students who receive at least one in-school suspension, out-of-school suspension or expulsion.

School Profile and Performance Report for School Year 2019-20

John Winthrop Middle School

Regional School District 04

Educators

Full-Time Equivalent (FTE)¹ Staff

	FTE
General Education	
Teachers and Instructors	20.5
Paraprofessional Instructional Assistants	0.9
Special Education	
Teachers and Instructors	4.0
Paraprofessional Instructional Assistants	9.5
Administrators, Coordinators and Department Chairs	
School Level	2.0
Library/Media	
Specialists (Certified)	1.0
Support Staff	0.0
Instructional Specialists Who Support Teachers	0.5
Counselors, Social Workers and School Psychologists	2.4
School Nurses	1.0
Other Staff Providing Non-Instructional Services/Support	9.5

¹ In the full-time equivalent count, staff members working part-time in the school are counted as a fraction of full-time. For example, a teacher who works half-time in a school contributes 0.50 to the school's staff count.

Educators by Race/Ethnicity

	Count	School Percent of Total (%)	District Percent of Total (%)
American Indian or Alaska Native	0	0.0	0.0
Asian	1	2.9	1.0
Black or African American	0	0.0	0.0
Hispanic or Latino of any race	0	0.0	1.0
Native Hawaiian or Other Pacific Islander	0	0.0	0.0
Two or More Races	0	0.0	0.0
White	34	97.1	97.9

Classroom Teacher Attendance, 2018-19

	School	District
Average # of FTE Days Absent Due to Illness or Personal Time	8.7	9.1

Instruction and Resources

New! School-Level Expenditures²: 2018-19

	Total (\$)	Per Pupil (\$)
Instruction	\$3,097,534	\$10,945
Support Services - Students	\$464,005	\$1,640
Improvement of Instruction	\$17,234	\$61
Library and Media Services	\$301,286	\$1,065
Support Services - Instruction	.	.
Support Services - School-Based	\$487,751	\$1,724
Operation and Maintenance of Plant	\$854,024	\$3,018
Transportation Other Than to/From	\$5,197	\$18
Enterprise Operations	\$155,979	\$551
Minor School Construction	.	.
Total	\$5,383,009	\$19,021

² Expenditures may be supported by local tax revenues, state grants, federal grants, municipal in-kind services, tuition and other sources.

Students with Disabilities Who Spend 79.1 to 100 Percent of Time with Nondisabled Peers³

	Count	Rate (%)
Autism	*	*
Emotional Disturbance	N/A	N/A
Intellectual Disability	0	0.0
Learning Disability	21	91.3
Other Health Impairment	11	*
Other Disabilities	*	*
Speech/Language Impairment	*	*
School	38	73.1
District		69.8

³ This table includes students ages 6-21 with an IEP or services plan.

School Schedule

Days of Instruction	180
Hours of Instruction Per Year	
Grades 1-12 and Full-Day Kindergarten	1014
Half/Extended Day Kindergarten	N/A
School Hours for Students	
Start Time	07:45 AM
End Time	02:17 PM

School Profile and Performance Report for School Year 2019-20

John Winthrop Middle School

Regional School District 04

Performance and Accountability

School Performance Index (SPI)

A School Performance Index (SPI) is the average performance of students in a subject area (i.e., ELA, Mathematics or Science) on the state summative assessments. The SPI ranges from 0-100. An SPI is reported for all students tested in a school and for students in each individual student group. Connecticut's ultimate target for an SPI is 75.

NOTE: Due to widespread school closures related to the novel Coronavirus disease (COVID-19), Connecticut's request for a waiver of statewide assessment, accountability and reporting requirements in the Elementary and Secondary Education Act (ESEA) for the 2019-2020 school year was approved. Therefore, no table is shown here. For additional information, please view Connecticut's waiver response at: <https://portal.ct.gov/-/media/SDE/Student-Assessment/Main-Assessment/CT-Covid19-WaiverResponse.pdf>

National Assessment of Educational Progress (NAEP): Percent At or Above Proficient¹

	NAEP 2019		NAEP 2013
READING	Grade 4	Grade 8	Grade 12
Connecticut	40	41	50
National Public	34	32	36
MATH	Grade 4	Grade 8	Grade 12
Connecticut	45	39	32
National Public	40	33	25

¹ NAEP is often called the "Nation's Report Card." It is sponsored by the U.S. Department of Education. This table compares Connecticut's performance to that of national public school students. Performance standards for state assessments and NAEP are set independently. Therefore, one should not expect performance results to be the same across Smarter Balanced and NAEP. Instead, NAEP results are meant to complement other state assessment data. To view performance on NAEP by student group, [click here](#).

Physical Fitness Tests: Students Reaching Health Standard

NOTE: Due to widespread school closures related to the novel Coronavirus disease (COVID-19), Connecticut's request for a waiver of statewide assessment, accountability and reporting requirements in the Elementary and Secondary Education Act (ESEA) for the 2019-2020 school year was approved. Therefore, no table is shown here. For additional information, please view Connecticut's waiver response at: <https://portal.ct.gov/-/media/SDE/Student-Assessment/Main-Assessment/CT-Covid19-WaiverResponse.pdf>

School Profile and Performance Report for School Year 2019-20

John Winthrop Middle School

Regional School District 04

Next Generation Accountability Results

Connecticut's Next Generation Accountability System is a broad set of 12 indicators that help tell the story of how well a district/school is preparing its students for success in college, careers, and life. It moves beyond test scores and graduation rates to provide a more holistic, multifactor perspective of district and school performance.

NOTE: Due to widespread school closures related to the novel Coronavirus disease (COVID-19), Connecticut's request for a waiver of statewide assessment, accountability and reporting requirements in the Elementary and Secondary Education Act (ESEA) for the 2019-2020 school year was approved. Therefore, a modified table is shown below. All indicators that were not calculated for the 2019-20 school year (including overall Accountability Index) have been excluded and columns that referenced points have also been removed to avoid confusion. For additional information, please view Connecticut's waiver response at:

<https://portal.ct.gov/-/media/SDE/Student-Assessment/Main-Assessment/CT-Covid19-WaiverResponse.pdf>

Indicator		Index/Rate	Target	State Average Index/Rate
Progress Toward English Proficiency	Literacy	.	100%	60.4%
	Oral	.	100%	57.6%
Chronic Absenteeism	All Students	8.8%	<=5%	12.2%
	High Needs Students	15.1%	<=5%	18.0%
Preparation for CCR	% Taking Courses	.	75%	80.4%
On-track to High School Graduation		98.4%	94%	88.4%
4-year Graduation All Students (2019 Cohort)		.	94%	88.5%
6-year Graduation - High Needs Students (2017 Cohort)		.	94%	84.5%
Postsecondary Entrance (Class of 2019)		.	75%	71.5%
Arts Access		.	60%	51.8%

NOTE: A dot (.) appears in the table above when there are fewer than 20 students in the student group or the indicator is not applicable based on grades served.

Gap Indicators	Non-High Needs Rate ¹	High Needs Rate	Size of Gap	State Gap Mean +1 Stdev ²	Is Gap an Outlier? ²
Graduation Rate Gap

¹ If the Non-High Needs Rate exceeds the ultimate target (75 for Performance Index and 94% for graduation rate), the ultimate target is used for gap calculations.

² If the size of the gap exceeds the state mean gap plus one standard deviation, the gap is an outlier.

NOTE: A dot (.) appears in the table above when there are fewer than 20 students in at least one of the student groups used to calculate the gap measure or the indicator is not applicable based on grades served.

Supporting Resources:

[Two-page FAQ](#)

[Detailed Presentation](#)

[Using Accountability Results to Guide Improvement](#)

SCHOOL PROFILE AND PERFORMANCE REPORT FOR SCHOOL YEAR 2019–20



Valley Regional High School Regional School District 04

860-526-5328 • <http://www.reg4.k12.ct.us>

School Information

Grade Range	9-12
Enrollment	583
New! Per Pupil Expenditures ¹	\$15,611
New! Total Expenditures ¹	\$9,350,855

¹ Expenditure data reflect the 2018-19 school year.

Community Information

[AdvanceCT Town Profiles](#) provide summary demographic and economic information for Connecticut's municipalities

Contents

Students.....	1
Educators.....	2
Instruction and Resources.....	2
Performance and Accountability.....	3

Notes

Unless otherwise noted, all data are for 2019-20 and include all grades offered by the school.

In most tables, data are displayed only for the three major race/ethnicity categories. For additional race/ethnicity categories, please visit edsight.ct.gov.

For district totals, please see the district profile.

* When an asterisk is displayed, data have been suppressed to safeguard student confidentiality, or to ensure that statistics based on a very small sample size are not interpreted as equally representative as those based on a sufficiently larger sample size.

N/A is displayed when a category is not applicable for a district or school.

Students

October 1, 2019 Enrollment

	Count	School Percent of Total (%)	District Percent of Total (%)
Female	302	51.8	50.0
Male	281	48.2	50.0
American Indian or Alaska Native	*	*	*
Asian	15	2.6	2.0
Black or African American	*	*	*
Hispanic or Latino of any race	19	3.3	5.0
Native Hawaiian or Other Pacific Islander	0	0.0	0.0
Two or More Races	15	2.6	2.8
White	528	90.6	89.2
English Learners	6	1.0	1.3
Eligible for Free or Reduced-Price Meals	116	19.9	22.6
Students with Disabilities ²	86	14.8	18.2

NOTE: To protect student privacy, gender counts are suppressed () when fewer than 6 students enrolled in the school identify as non-binary.*

² Students in this category are students with an individualized education program (IEP) only. This category does not include students with Section 504 plans or services plans.

Chronic Absenteeism and Suspension/Expulsion

	Chronic Absenteeism ³		Suspension/Expulsion ⁴	
	Count	Rate (%)	Count	Rate (%)
Female	39	13.1	7	2.3
Male	33	11.7	11	3.8
Black or African American	*	*	*	*
Hispanic or Latino of any race	*	*	0	*
White	66	12.5	15	2.8
English Learners	0	*	0	*
Eligible for Free or Reduced-Price Meals	26	24.8	8	6.4
Students with Disabilities	24	25.5	10	10.0
School	72	12.4	18	3.0
District		11.3		2.7

Number of students in 2018-19 qualified as truant under state statute: 44

Number of school-based arrests: 0

NOTE: In the 2019-20 school year, due to the COVID-19 pandemic, in-person classes were cancelled in mid-March; all districts switched to fully remote instruction for the remainder of the school year. Chronic absenteeism calculations are based only on in-person school days.

³ A student is chronically absent if they miss ten percent or greater of the total number of days enrolled in the school year for any reason. Pre-Kindergarten students are excluded from this calculation.

⁴ This column displays the count and percentage of students who receive at least one in-school suspension, out-of-school suspension or expulsion.

School Profile and Performance Report for School Year 2019-20

Valley Regional High School

Regional School District 04

Educators

Full-Time Equivalent (FTE)¹ Staff

	FTE
General Education	
Teachers and Instructors	43.0
Paraprofessional Instructional Assistants	1.0
Special Education	
Teachers and Instructors	7.0
Paraprofessional Instructional Assistants	11.5
Administrators, Coordinators and Department Chairs	
School Level	2.0
Library/Media	
Specialists (Certified)	1.0
Support Staff	1.0
Instructional Specialists Who Support Teachers	0.6
Counselors, Social Workers and School Psychologists	6.2
School Nurses	1.0
Other Staff Providing Non-Instructional Services/Support	16.5

¹ In the full-time equivalent count, staff members working part-time in the school are counted as a fraction of full-time. For example, a teacher who works half-time in a school contributes 0.50 to the school's staff count.

Educators by Race/Ethnicity

	Count	School Percent of Total (%)	District Percent of Total (%)
American Indian or Alaska Native	0	0.0	0.0
Asian	1	1.6	1.0
Black or African American	0	0.0	0.0
Hispanic or Latino of any race	1	1.6	1.0
Native Hawaiian or Other Pacific Islander	0	0.0	0.0
Two or More Races	0	0.0	0.0
White	61	96.8	97.9

Classroom Teacher Attendance, 2018-19

	School	District
Average # of FTE Days Absent Due to Illness or Personal Time	9.3	9.1

Instruction and Resources

New! School-Level Expenditures²: 2018-19

	Total (\$)	Per Pupil (\$)
Instruction	\$5,498,599	\$9,180
Support Services - Students	\$761,433	\$1,271
Improvement of Instruction	\$73,452	\$123
Library and Media Services	\$456,269	\$762
Support Services - Instruction	.	.
Support Services - School-Based	\$680,810	\$1,137
Operation and Maintenance of Plant	\$1,231,729	\$2,056
Transportation Other Than to/From	\$84,398	\$141
Enterprise Operations	\$564,165	\$942
Minor School Construction	.	.
Total	\$9,350,855	\$15,611

² Expenditures may be supported by local tax revenues, state grants, federal grants, municipal in-kind services, tuition and other sources.

11th and 12th Graders Enrolled in

College-and-Career-Readiness Courses during High School⁴

	11th		12th	
	Count	Rate (%)	Count	Rate (%)
Black or African American	*	*	*	*
Hispanic or Latino of any race	*	*	7	*
White	109	84.5	114	88.4
English Learners	*	*	*	*
Eligible for Free or Reduced-Price Meals	19	79.2	32	94.1
Students with Disabilities	19	76.0	16	76.2
School	117	84.8	131	88.5
District		85.0		84.1

Students with Disabilities Who Spend 79.1 to 100 Percent of Time with Nondisabled Peers³

	Count	Rate (%)
Autism	6	*
Emotional Disturbance	*	*
Intellectual Disability	*	*
Learning Disability	35	89.7
Other Health Impairment	17	85.0
Other Disabilities	*	*
Speech/Language Impairment	*	*
School	67	77.9
District		69.8

³ This table includes students ages 6-21 with an IEP or services plan.

School Schedule

Days of Instruction	180
Hours of Instruction Per Year	
Grades 1-12 and Full-Day Kindergarten	1019
Half/Extended Day Kindergarten	N/A
School Hours for Students	
Start Time	07:40 AM
End Time	02:23 PM

⁴ College-and-Career-Readiness Courses include Advanced Placement®(AP), International Baccalaureate®(IB), Career and Technical Education(CTE), workplace experience and dual enrollment courses.

School Profile and Performance Report for School Year 2019-20

Valley Regional High School

Regional School District 04

Performance and Accountability

School Performance Index (SPI)

A School Performance Index (SPI) is the average performance of students in a subject area (i.e., ELA, Mathematics or Science) on the state summative assessments. The SPI ranges from 0-100. An SPI is reported for all students tested in a school and for students in each individual student group. Connecticut's ultimate target for an SPI is 75.

NOTE: Due to widespread school closures related to the novel Coronavirus disease (COVID-19), Connecticut's request for a waiver of statewide assessment, accountability and reporting requirements in the Elementary and Secondary Education Act (ESEA) for the 2019-2020 school year was approved. Therefore, no table is shown here. For additional information, please view Connecticut's waiver response at: <https://portal.ct.gov/-/media/SDE/Student-Assessment/Main-Assessment/CT-Covid19-WaiverResponse.pdf>

National Assessment of Educational Progress (NAEP): Percent At or Above Proficient¹

	NAEP 2019		NAEP 2013
READING	Grade 4	Grade 8	Grade 12
Connecticut	40	41	50
National Public	34	32	36
MATH	Grade 4	Grade 8	Grade 12
Connecticut	45	39	32
National Public	40	33	25

¹ NAEP is often called the "Nation's Report Card." It is sponsored by the U.S. Department of Education. This table compares Connecticut's performance to that of national public school students. Performance standards for state assessments and NAEP are set independently. Therefore, one should not expect performance results to be the same across Smarter Balanced and NAEP. Instead, NAEP results are meant to complement other state assessment data. To view performance on NAEP by student group, [click here](#).

Physical Fitness Tests: Students Reaching Health Standard

NOTE: Due to widespread school closures related to the novel Coronavirus disease (COVID-19), Connecticut's request for a waiver of statewide assessment, accountability and reporting requirements in the Elementary and Secondary Education Act (ESEA) for the 2019-2020 school year was approved. Therefore, no table is shown here. For additional information, please view Connecticut's waiver response at: <https://portal.ct.gov/-/media/SDE/Student-Assessment/Main-Assessment/CT-Covid19-WaiverResponse.pdf>

School Profile and Performance Report for School Year 2019-20

Valley Regional High School

Regional School District 04

Cohort Graduation: Four-Year¹

	2018-19	
	Cohort Count ²	Rate (%)
Black or African American	N/A	N/A
Hispanic or Latino of any race	7	*
English Learners	*	*
Eligible for Free or Reduced-Price Meals	38	84.2
Students with Disabilities	25	88.0
School	146	93.8
District		91.9

¹ The four-year cohort graduation rate represents the percentage of first-time 9th graders who earn a standard high school diploma within four years.

² Cohort count includes all students in the cohort as of the end of the 2018-19 school year.

11th and 12th Graders Meeting Benchmark on at Least One College Readiness Exam

NOTE: Due to widespread school closures related to the novel Coronavirus disease (COVID-19), Connecticut's request for a waiver of statewide assessment, accountability and reporting requirements in the Elementary and Secondary Education Act (ESEA) for the 2019-2020 school year was approved. Therefore, no table is shown here. For additional information, please view Connecticut's waiver response at:

<https://portal.ct.gov/-/media/SDE/Student-Assessment/Main-Assessment/CT-Covid19-Waiver-Response.pdf>

College Entrance and Persistence

	Class of 2019	Class of 2018
	Entrance ³	Persistence ⁴
	Rate (%)	Rate (%)
Female	79.4	89.9
Male	76.3	91.7
Black or African American	76.3	*
Hispanic or Latino of any race	*	*
White	81.0	93.2
English Learners	N/A	N/A
Eligible for Free or Reduced-Price Meals	57.1	*
Students with Disabilities	52.2	*
School	77.7	90.6
District	77.1	89.8

³ College entrance refers to the percent of high school graduates from the year who enrolled in college any time during the first year after high school.

⁴ College persistence refers to the percent of students who enrolled in college the first year after high school and returned for a second year (Freshman to Sophomore persistence).

Source: National Student Clearinghouse

School Profile and Performance Report for School Year 2019-20

Valley Regional High School

Regional School District 04

Next Generation Accountability Results

Connecticut's Next Generation Accountability System is a broad set of 12 indicators that help tell the story of how well a district/school is preparing its students for success in college, careers, and life. It moves beyond test scores and graduation rates to provide a more holistic, multifactor perspective of district and school performance.

NOTE: Due to widespread school closures related to the novel Coronavirus disease (COVID-19), Connecticut's request for a waiver of statewide assessment, accountability and reporting requirements in the Elementary and Secondary Education Act (ESEA) for the 2019-2020 school year was approved. Therefore, a modified table is shown below. All indicators that were not calculated for the 2019-20 school year (including overall Accountability Index) have been excluded and columns that referenced points have also been removed to avoid confusion. For additional information, please view Connecticut's waiver response at:

<https://portal.ct.gov/-/media/SDE/Student-Assessment/Main-Assessment/CT-Covid19-WaiverResponse.pdf>

Indicator		Index/Rate	Target	State Average Index/Rate
Progress Toward English Proficiency	Literacy	.	100%	60.4%
	Oral	.	100%	57.6%
Chronic Absenteeism	All Students	12.4%	<=5%	12.2%
	High Needs Students	22.6%	<=5%	18.0%
Preparation for CCR	% Taking Courses	86.7%	75%	80.4%
On-track to High School Graduation		97.6%	94%	88.4%
4-year Graduation All Students (2019 Cohort)		93.8%	94%	88.5%
6-year Graduation - High Needs Students (2017 Cohort)		100.0%	94%	84.5%
Postsecondary Entrance (Class of 2019)		77.7%	75%	71.5%
Arts Access		51.0%	60%	51.8%

NOTE: A dot (.) appears in the table above when there are fewer than 20 students in the student group or the indicator is not applicable based on grades served.

Gap Indicators	Non-High Needs Rate ¹	High Needs Rate	Size of Gap	State Gap Mean +1 Stdev ²	Is Gap an Outlier? ²
Graduation Rate Gap	94.0%	100.0%	-6.0%	6.4%	N

¹ If the Non-High Needs Rate exceeds the ultimate target (75 for Performance Index and 94% for graduation rate), the ultimate target is used for gap calculations.

² If the size of the gap exceeds the state mean gap plus one standard deviation, the gap is an outlier.

NOTE: A dot (.) appears in the table above when there are fewer than 20 students in at least one of the student groups used to calculate the gap measure or the indicator is not applicable based on grades served.

Supporting Resources:

[Two-page FAQ](#)

[Detailed Presentation](#)

[Using Accountability Results to Guide Improvement](#)

DISTRICT PROFILE AND PERFORMANCE REPORT FOR SCHOOL YEAR 2019–20



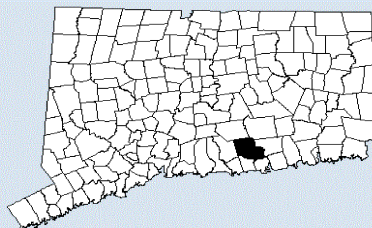
Regional School District 04

Mr. Brian White, Superintendent • 860-526-2417 • <http://www.reg4.k12.ct.us>

District Information

Grade Range	7-12
Number of Schools/Programs	3
Enrollment	858
Per Pupil Expenditures ¹	\$20,348
Total Expenditures ¹	\$18,598,372

¹ Expenditure data reflect the 2018-19 school year.



Community Information

[AdvanceCT Town Profiles](#) provide summary demographic and economic information for Connecticut's municipalities

Contents

Students.....	1
Educators.....	2
Instruction and Resources.....	2
Performance and Accountability.....	4
Narratives.....	7

Notes

Unless otherwise noted, all data are for 2019-20 and include all grades offered by the district.

In most tables, data are displayed only for the three major race/ethnicity categories. For additional race/ethnicity categories, please visit edsight.ct.gov.

State totals are not displayed as they are not comparable to district totals.

Special Education tables reflect only students for whom the district is fiscally responsible.

* When an asterisk is displayed, data have been suppressed to safeguard student confidentiality, or to ensure that statistics based on a very small sample size are not interpreted as equally representative as those based on a sufficiently larger sample size.

N/A is displayed when a category is not applicable for a district or school.

Students

October 1, 2019 Enrollment²

	Count	District Percent of Total (%)	State Percent of Total (%)
Female	429	50.0	48.4
Male	429	50.0	51.6
American Indian or Alaska Native	*	*	0.3
Asian	17	2.0	5.2
Black or African American	*	*	12.7
Hispanic or Latino of any race	43	5.0	26.9
Native Hawaiian or Other Pacific Islander	0	0.0	0.1
Two or More Races	24	2.8	3.8
White	765	89.2	51.1
English Learners	11	1.3	8.3
Eligible for Free or Reduced-Price Meals	194	22.6	43.3
Students with Disabilities ³	156	18.2	16.0

NOTE: To protect student privacy, gender counts are suppressed () when fewer than 6 students enrolled in the district identify as non-binary.*

² This table represents students in grades PK-12 reported by the district in the Public School Information System (i.e., PSIS Reporting District).

³ Students in this category are students with an individualized education program (IEP) only. This category does not include students with Section 504 plans or services plans.

Chronic Absenteeism and Suspension/Expulsion

	Chronic Absenteeism ⁴		Suspension/Expulsion ⁵	
	Count	Rate (%)	Count	Rate (%)
Female	46	10.8	7	1.6
Male	51	11.8	17	3.9
Black or African American	*	*	*	*
Hispanic or Latino of any race	*	*	*	*
White	88	11.5	20	2.6
English Learners	0	*	*	*
Eligible for Free or Reduced-Price Meals	40	22.0	11	5.3
Students with Disabilities	35	21.1	14	8.0
District	97	11.3	24	2.7
State		12.2		4.9

Number of students in 2018-19 qualified as truant under state statute: 54

Number of school-based arrests: 0

NOTE: In the 2019-20 school year, due to the COVID-19 pandemic, in-person classes were cancelled in mid-March; all districts switched to fully remote instruction for the remainder of the school year. Chronic absenteeism calculations are based only on in-person school days.

⁴ A student is chronically absent if they miss ten percent or greater of the total number of days enrolled in the school year for any reason. Pre-Kindergarten students are excluded from this calculation.

⁵ This column displays the count and percentage of students who receive at least one in-school suspension, out-of-school suspension or expulsion.

District Profile and Performance Report for School Year 2019-20

Regional School District 04

Educators

Full-Time Equivalent (FTE)¹ Staff

	FTE
General Education	
Teachers and Instructors	63.4
Paraprofessional Instructional Assistants	1.9
Special Education	
Teachers and Instructors	11.0
Paraprofessional Instructional Assistants	22.7
Administrators, Coordinators and Department Chairs	
District Central Office	1.9
School Level	4.0
Library/Media	
Specialists (Certified)	2.0
Support Staff	1.0
Instructional Specialists Who Support Teachers	1.1
Counselors, Social Workers and School Psychologists	8.6
School Nurses	2.0
Other Staff Providing Non-Instructional Services/Support	41.6

¹ In the full-time equivalent count, staff members working part-time in the school are counted as a fraction of full-time. For example, a teacher who works half-time in a school contributes 0.50 to the school's staff count.

Educators by Race/Ethnicity

	Count	District Percent of Total (%)	State Percent of Total (%)
American Indian or Alaska Native	0	0.0	0.1
Asian	1	1.0	1.2
Black or African American	0	0.0	4.0
Hispanic or Latino of any race	1	1.0	4.1
Native Hawaiian or Other Pacific Islander	0	0.0	0.1
Two or More Races	0	0.0	0.1
White	95	97.9	90.4

Classroom Teacher Attendance: 2018-19

	District	State
Average Number of FTE Days Absent Due to Illness or Personal Time	9.1	10.4

Instruction and Resources

11th and 12th Graders Enrolled in College-and-Career-Readiness Courses during High School²

	11th		12th	
	Count	Rate (%)	Count	Rate (%)
Black or African American	*	*	*	*
Hispanic or Latino of any race	*	*	7	*
White	111	84.7	115	83.9
English Learners	*	*	*	*
Eligible for Free or Reduced-Price Meals	20	80.0	32	84.2
Students with Disabilities	21	77.8	17	56.7
District	119	85.0	132	84.1
State		75.8		84.8

² College-and-Career-Readiness Courses include Advanced Placement®(AP), International Baccalaureate®(IB), Career and Technical Education(CTE), workplace experience and dual enrollment courses.

Students with Disabilities Who Spend 79.1 to 100 Percent of Time with Nondisabled Peers³

	Count	Rate (%)
Autism	10	40.0
Emotional Disturbance	*	*
Intellectual Disability	*	*
Learning Disability	56	90.3
Other Health Impairment	29	76.3
Other Disabilities	*	*
Speech/Language Impairment	*	*
District	111	69.8
State		67.8

³ This table represents students ages 6-21 for whom the district is fiscally responsible (i.e., Nexus District students with an IEP or services plan).

District Profile and Performance Report for School Year 2019-20

Regional School District 04

Students with Disabilities by Primary Disability¹

	District		State
	Count	Rate (%)	Rate (%)
Autism	25	2.9	2.0
Emotional Disturbance	11	1.3	1.1
Intellectual Disability	7	0.8	0.5
Learning Disability	62	7.1	5.7
Other Health Impairment	38	4.3	3.3
Other Disabilities	10	1.1	1.1
Speech/Language Impairment	6	0.7	1.8
All Disabilities	159	18.2	15.6

¹ This table represents students in grades K-12 for whom the district is fiscally responsible (i.e., Nexus District students with an IEP or services plan).

Students with Disabilities Placed Outside of the District²

	District		State
	Count	Rate (%)	Rate (%)
Public Schools in Other Districts	*	*	8.2
Private Schools or Other Settings	*	*	5.0

² This table represents students in grades K-12 for whom the district is fiscally responsible (i.e., Nexus District students with an IEP or services plan).

Overall Expenditures³: 2018-19

	Total (\$)	Per Pupil	
		District (\$)	State (\$)
Instruction	\$10,088,305	\$11,038	\$10,923
Support services - students	\$1,247,944	\$1,410	\$1,277
Support services - instruction	\$848,241	\$958	\$682
Support services - general administration	.	.	\$467
Support services - school based administration	\$1,168,561	\$1,320	\$1,021
Central and other support services	\$1,161,551	\$1,312	\$679
Operation and maintenance of plant	\$2,085,752	\$2,357	\$1,718
Student transportation services	\$1,157,874	\$1,335	\$1,288
Food services	\$120,000	\$136	\$12
Enterprise operations	\$720,143	\$814	\$163
Minor school construction	.	.	\$59
Total	\$18,598,372	\$20,348	\$17,629

³ Expenditures may be supported by local tax revenues, state grants, federal grants, municipal in-kind services, tuition and other sources.

Special Education Expenditures: 2018-19

	District		State
	Total (\$)	Percent of Total (%)	Percent of Total (%)
Teacher Salaries	\$969,209	24.5	28.5
Instructional Aide Salaries	\$554,514	14.0	10.1
Other Salaries	\$166,243	4.2	11.1
Employee Benefits	\$332,016	8.4	13.0
Purchased Services Other Than Transportation	\$30,182	0.8	5.7
Special Education Tuition	\$1,432,265	36.2	22.5
Supplies	\$22,474	0.6	0.6
Property Services	\$23,368	0.6	0.3
Purchased Services For Transportation	\$425,243	10.7	8.0
Equipment	.	.	0.2
All Other Expenditures	\$276	0.0	0.1
Total	\$3,955,789	100.0	100.0
Percent of Total Expenditures Used for Special Education		21.3	24.6

Expenditures by Revenue Source⁴: 2018-19

	Percent of Total (%) Excluding School Construction
Local	89.6
State	8.6
Federal	1.8
Tuition & Other	.

⁴ Revenue sources do not include state-funded Teachers' Retirement Board contributions, Connecticut Technical Education and Career System (CTECS) operations, CSDE-budgeted costs for salaries and leadership activities and other state-funded school districts (e.g., Dept. of Children and Families and Dept. of Correction).

District Profile and Performance Report for School Year 2019-20

Regional School District 04

Performance and Accountability

District Performance Index (DPI)

A District Performance Index (DPI) is the average performance of students in a subject area (i.e., ELA, Mathematics or Science) on the state summative assessments. The DPI ranges from 0-100. A DPI is reported for all students tested in a district and for students in each individual student group. Connecticut's ultimate target for a DPI is 75.

NOTE: Due to widespread school closures related to the novel Coronavirus disease (COVID-19), Connecticut's request for a waiver of statewide assessment, accountability and reporting requirements in the Elementary and Secondary Education Act (ESEA) for the 2019-2020 school year was approved. Therefore, no table is shown here. For additional information, please view Connecticut's waiver response at: <https://portal.ct.gov/-/media/SDE/Student-Assessment/Main-Assessment/CT-Covid19-WaiverResponse.pdf>

National Assessment of Educational Progress (NAEP): Percent At or Above Proficient¹

	NAEP 2019		NAEP 2013
READING	Grade 4	Grade 8	Grade 12
Connecticut	40	41	50
National Public	34	32	36
MATH	Grade 4	Grade 8	Grade 12
Connecticut	45	39	32
National Public	40	33	25

¹ NAEP is often called the "Nation's Report Card." It is sponsored by the U.S. Department of Education. This table compares Connecticut's performance to that of national public school students. Performance standards for state assessments and NAEP are set independently. Therefore, one should not expect performance results to be the same across Smarter Balanced and NAEP. Instead, NAEP results are meant to complement other state assessment data. To view performance on NAEP by student group, [click here](#).

Physical Fitness Tests: Students Reaching Health Standard

NOTE: Due to widespread school closures related to the novel Coronavirus disease (COVID-19), Connecticut's request for a waiver of statewide assessment, accountability and reporting requirements in the Elementary and Secondary Education Act (ESEA) for the 2019-2020 school year was approved. Therefore, no table is shown here. For additional information, please view Connecticut's waiver response at: <https://portal.ct.gov/-/media/SDE/Student-Assessment/Main-Assessment/CT-Covid19-WaiverResponse.pdf>

District Profile and Performance Report for School Year 2019-20

Regional School District 04

Cohort Graduation: Four-Year¹

	2018-19	
	Cohort Count ²	Rate (%)
Black or African American	*	*
Hispanic or Latino of any race	7	*
English Learners	*	*
Eligible for Free or Reduced-Price Meals	38	84.2
Students with Disabilities	28	78.6
District	149	91.9
State		88.5

¹ The four-year cohort graduation rate represents the percentage of first-time 9th graders who earn a standard high school diploma within four years.

² Cohort count includes all students in the cohort as of the end of the 2018-19 school year.

11th and 12th Graders Meeting Benchmark on at Least One College Readiness Exam

NOTE: Due to widespread school closures related to the novel Coronavirus disease (COVID-19), Connecticut's request for a waiver of statewide assessment, accountability and reporting requirements in the Elementary and Secondary Education Act (ESEA) for the 2019-2020 school year was approved. Therefore, no table is shown here. For additional information, please view Connecticut's waiver response at: <https://portal.ct.gov/-/media/SDE/Student-Assessment/Main-Assessment/CT-Covid19-Waiver-Response.pdf>

College Entrance and Persistence

	Class of 2019	Class of 2018
	Entrance ³	Persistence ⁴
	Rate (%)	Rate (%)
Female	78.1	89.9
Male	76.3	89.8
Black or African American	76.3	*
Hispanic or Latino of any race	*	*
White	80.3	92.3
English Learners	N/A	N/A
Eligible for Free or Reduced-Price Meals	55.6	*
Students with Disabilities	50.0	*
District	77.1	89.8
State	71.5	87.5

³ College entrance refers to the percent of high school graduates from the year who enrolled in college any time during the first year after high school.

⁴ College persistence refers to the percent of students who enrolled in college the first year after high school and returned for a second year (Freshman to Sophomore persistence).

Source: National Student Clearinghouse

District Profile and Performance Report for School Year 2019-20

Regional School District 04

Next Generation Accountability Results

Connecticut's Next Generation Accountability System is a broad set of 12 indicators that help tell the story of how well a district/school is preparing its students for success in college, careers, and life. It moves beyond test scores and graduation rates to provide a more holistic, multifactor perspective of district and school performance.

NOTE: Due to widespread school closures related to the novel Coronavirus disease (COVID-19), Connecticut's request for a waiver of statewide assessment, accountability and reporting requirements in the Elementary and Secondary Education Act (ESEA) for the 2019-2020 school year was approved. Therefore, a modified table is shown below. All indicators that were not calculated for the 2019-20 school year (including overall Accountability Index) have been excluded and columns that referenced points have also been removed to avoid confusion. For additional information, please view Connecticut's waiver response at:

<https://portal.ct.gov/-/media/SDE/Student-Assessment/Main-Assessment/CT-Covid19-WaiverResponse.pdf>

Indicator		Index/Rate	Target	State Average Index/Rate
Progress Toward English Proficiency	Literacy	.	100%	60.4%
	Oral	.	100%	57.6%
Chronic Absenteeism	All Students	11.3%	<=5%	12.2%
	High Needs Students	19.2%	<=5%	18.0%
Preparation for CCR	% Taking Courses	84.5%	75%	80.4%
On-track to High School Graduation		96.5%	94%	88.4%
4-year Graduation All Students (2019 Cohort)		91.9%	94%	88.5%
6-year Graduation - High Needs Students (2017 Cohort)		100.0%	94%	84.5%
Postsecondary Entrance (Class of 2019)		77.1%	75%	71.5%
Arts Access		50.6%	60%	51.8%

NOTE: A dot (.) appears in the table above when there are fewer than 20 students in the student group or the indicator is not applicable based on grades served.

Gap Indicators	Non-High Needs Rate ¹	High Needs Rate	Size of Gap	State Gap Mean +1 Stdev ²	Is Gap an Outlier? ²
Graduation Rate Gap	94.0%	100.0%	-6.0%	10.9%	N

¹ If the Non-High Needs Rate exceeds the ultimate target (75 for Performance Index and 94% for graduation rate), the ultimate target is used for gap calculations.

² If the size of the gap exceeds the state mean gap plus one standard deviation, the gap is an outlier.

NOTE: A dot (.) appears in the table above when there are fewer than 20 students in at least one of the student groups used to calculate the gap measure or the indicator is not applicable based on grades served.

Connecticut's State Identified Measurable Result (SIMR) for Children with Disabilities

Increase the reading performance of all 3rd grade students with disabilities statewide, as measured by Connecticut's English Language Arts (ELA) Performance Index.

NOTE: Due to widespread school closures related to the novel Coronavirus disease (COVID-19), Connecticut's request for a waiver of statewide assessment, accountability and reporting requirements in the Elementary and Secondary Education Act (ESEA) for the 2019-2020 school year was approved. Therefore, no SIMR data are available. For additional information, please view Connecticut's waiver response at:

<https://portal.ct.gov/-/media/SDE/Student-Assessment/Main-Assessment/CT-Covid19-WaiverResponse.pdf>

Supporting Resources:

[Two-page FAQ](#)

[Detailed Presentation](#)

[Using Accountability Results to Guide Improvement](#)

District Profile and Performance Report for School Year 2019-20

Regional School District 04

Narratives

School District Improvement Plans and Parental Outreach Activities

Region 4 Schools (John Winthrop Middle School - Valley Regional High School) emphasize the academic and social development of each and every student. The focus on academic rigor in reading, mathematics, writing, and the sciences has demonstrated steady progress across the region. Curriculum revisions and professional development have focused on alignment with the Common Core State Standards. Professional development and curriculum writing are anchored in the use of technology, data analysis, and the utilization of both formative and summative assessments. School improvement plans monitor student achievement in reading, mathematics, writing, and inquiry skills. The district has implemented the use of a technology program to assist in data analysis and curriculum development.

Both schools use a professional learning community (PLC) model where time is allotted for meaningful professional conversations about student achievement. While there has been a steady growth trend, the Region 4 Schools are committed to continuous growth and improvement in meeting our goal of excellence for every student.

At JWMS and VRHS, a school-based student assistance team meets weekly to review student attendance issues and plan intervention strategies. Each week students are engaged in an advisory period and an activity period to foster deeper connections between students, staff, and the school. School staff members coordinate services for the students within our buildings to improve student attendance and active participation in the school community. If the problem persists, parents are notified by telephone and in writing when their child does not arrive at school, and other actions are taken as outlined by state statutes. At the middle school and high school, students who are identified as at-risk through the SRBI referral process for social, emotional, and/or academic concerns receive intervention support in the following ways: in-class support, small group instruction, one-on-one instruction, counseling, and in-house alternative programming. At VRHS, schedule modifications (late arrival or early dismissal) accommodate community-based internships and are also a successful intervention strategy.

In the area of special education, we have focused on increasing the co-teaching partnerships in our classrooms. Such learning environments have provided students with an exceptional student-teacher ratio and opportunities to differentiate and meet individual student needs. Our Professional Development model provides a series of workshops for teaching teams to increase the use of parallel and station teaching to better meet the needs of our diverse student population. These co-teaching teams have benefited from video modeling to expand their teaching repertoire and skill set. Each school has a skills center to provide services within our district for our students most in need of a highly individualized program.

The school websites contain valuable information for parents such as special activities and programs. The website provides parents with information on District Goals, Board of Education minutes, mission statement, Board Policies and a calendar of events. Our School Calendar-Parent Handbook is another vehicle to increase parent-school contact. Additionally, there is a mentor program to assist at-risk students that includes on-going communication with families.

Efforts to Reduce Racial, Ethnic and Economic Isolation

John Winthrop Middle School incorporates overarching themes of diversity, tolerance, and respect in weekly Advisory Connection Team (ACT) lessons for all students. Incoming students from three elementary schools participate in Unity Day events at JWMS to set a tone of acceptance for all students prior to their arrival. Students from JWMS have participated regularly in Middlesex Consortium's "Celebrating Differences for a Better Tomorrow" at Wesleyan University. As a result of this conference, our students have a greater understanding and appreciation of the diverse world around them.

To encourage tolerance and acceptance, all students participate in Start with Hello Day, Mix It Up Day, and Positive Youth Development Day activities, which feature opportunities for new interaction between students to celebrate differences and cultivate new relationships. In addition, programs and assemblies are scheduled throughout the year to support efforts to reduce racial, ethnic, and economic isolation.

The Valley Regional High School advisory program (CORE) curriculum for grades 9-12 provides many opportunities for students to engage in activities to raise awareness of discrimination, to prepare students to be active and positive citizens in a diverse, global society, and to promote acceptance of other cultures. Students actively participated in community service with Interact Club, National Honor Society, and Student Council. Students also participated in a school-wide Warriors in the Community service event that involved the entire student body and staff engaged in community service projects in all three of our towns. Each year our students also participate in a number of cultural exchanges to expand their awareness, experience, and interaction with students and families of other cultures. In addition to several educational trips to France and Spain, our students also host students from a variety of other countries.

District Profile and Performance Report for School Year 2019-20

Regional School District 04

Equitable Allocation of Resources among District Schools

Region 4 School District consists of John Winthrop Middle School and Valley Regional High School. Region 4 allocates resources to ensure equity and address needs each year, primarily during the budget process. The budget development process for Region 4 Schools ensures equitable allocation of resources between the two schools in the district. Building and central office administrators develop a proposed budget for the district collaboratively. Specifically, the process begins with a student enrollment projections to determine instructional needs to support student instruction, including but not limited to, staffing, textbooks, instructional supplies, and library media supplies. Analyses of expenditures from the previous school year are conducted. The analyses include a review of instructional versus non-instructional costs, the study of budgeted vs. actual expenditures, impact on facilities, etc. The budget is reviewed to ensure that it corresponds with requirements of statutes, educational goals, district policies, and collective bargaining agreements. The school budgets are combined to develop a budget that is presented to the citizens of the three towns for approval.

Regional School District 4
FY 2021-2022 Year-to-Date Report as of 10-27-2021

Object		Description	2021-2022 Original Budget	2021-2022 Transfers	2021-2022 Revised Budget	2021-2022 Actual Expense YTD	2021-2022 Encumbrances	2021-2022 Available
OBJECT 100 - SALARIES:								
5111		Administration	603,630	-	603,630	199,959	464,817	(61,145)
5112		Department Coordinators Salary	80,503	-	80,503	-	-	80,503
5113		Teachers	6,464,555	-	6,464,555	1,213,889	5,059,216	191,451
5114		Secretary Salary	374,067	-	374,067	93,964	314,497	(34,394)
5115		Custodial Service	600,877	-	600,877	169,438	375,812	55,628
5116		Nurse Salary	109,206	-	109,206	23,963	85,838	(595)
5118		Cafeteria Salary	190,671	-	190,671	25,677	114,619	50,375
5119		Para Educators	806,604	-	806,604	118,815	589,491	98,298
5123		Substitute Teachers	142,857	-	142,857	32,570	-	110,287
5124		Substitute Secretary/Para-ed	7,300	-	7,300	4,096	-	3,204
5133		Extra-Curricular	442,035	-	442,035	5,144	13,148	423,743
5134		Secretary OT/ BOE Clerk Salary	1,000	-	1,000	-	-	1,000
5135		Custodian OT	15,000	-	15,000	2,566	-	12,434
5138		Cafeteria OT	2,000	-	2,000	5,965	-	(3,965)
5141		Early Retirement	2,500	-	2,500	-	-	2,500
5198		Supervision District Salary	1,116,830	-	1,116,830	372,277	744,553	-
TOTAL SALARIES			10,959,635	-	10,959,635	2,268,321	7,761,990	929,324
OBJECT 200 - EMPLOYEE BENEFITS:								
5210		Health Insurance	2,952,289	-	2,952,289	1,045,049	1,815,811	91,429
5214		Life Insurance	12,949	-	12,949	2,165	-	10,785
5222		MERF	206,371	-	206,371	61,092	-	145,279
5223		FICA/Medicare	265,973	-	265,973	54,481	-	211,492
5250		Unemployment Compensation	30,000	-	30,000	517	15,000	14,483
5260		Worker's Compensation	78,200	-	78,200	56,292	45,025	(23,117)
5291		Annuities	30,680	-	30,680	12,000	-	18,680
5298		Supervision District Fringe Benefits	552,166	-	552,166	184,055	368,111	-
TOTAL EMPLOYEE BENEFITS			4,128,628	-	4,128,628	1,415,651	2,243,947	469,030

Regional School District 4
FY 2021-2022 Year-to-Date Report as of 10-27-2021

Object		Description	2021-2022 Original Budget	2021-2022 Transfers	2021-2022 Revised Budget	2021-2022 Actual Expense YTD	2021-2022 Encumbrances	2021-2022 Available
OBJECT 300 - PURCHASED & TECHNICAL SERVICES:								
5300		Bulding Study	51,000	-	51,000	-	-	51,000
5321		Purchased Services						
	1109	Music	650	-	650	-	-	650
	2410	Principal's Office	4,500	-	4,500	-	2,000	2,500
	2904	National Honor Society	2,000	-	2,000	840	32	1,128
		TOTAL PURCHASED SERVICES	7,150	-	7,150	840	2,032	4,278
5322		Instructional Program Improvement						
	1103	English	1,850	-	1,850	-	-	1,850
	1190	After School Program & Assembly Speakers	10,100	-	10,100	-	-	10,100
	2120	Assembly Program (Substance Abuse)	-	-	-	-	-	-
	2310	Teacher Course Reimbursement	17,000	-	17,000	3,760	4,383	8,857
		TOTAL INSTR. PROGRAM IMPROVE	28,950	-	28,950	3,760	4,383	20,807
5330		Other Professional Services						
	1203	Homebound Instruction	33,000	-	33,000	2,017	-	30,983
	1215	Special Education	55,960	-	55,960	4,350	6,500	45,110
	2134	Health	1,000	-	1,000	-	-	1,000
	2135	Occ/Phys Therapy	3,942	-	3,942	-	-	3,942
	2310	Purchased Services	35,525	-	35,525	-	-	35,525
	2901	Athletics	62,475	-	62,475	14,342	31,228	16,905
		TOTAL OTHER PROF SERVICES	191,902	-	191,902	20,709	37,728	133,466
5340		Technical Services						
	2310	Board of Education / Legal	95,000	-	95,000	16,336	110,274	(31,609)
	2600	Plant Services	32,500	-	32,500	-	-	32,500
		TOTAL TECHNICAL SERVICES	127,500	-	127,500	16,336	110,274	891
5398		Supervision District Purchased Svcs	135,981	-	135,981	45,327	90,654	-
TOTAL PURCHASED & TECHNICAL SERVICES			542,483	-	542,483	86,971	245,070	210,441

Regional School District 4
FY 2021-2022 Year-to-Date Report as of 10-27-2021

Object		Description	2021-2022 Original Budget	2021-2022 Transfers	2021-2022 Revised Budget	2021-2022 Actual Expense YTD	2021-2022 Encumbrances	2021-2022 Available
OBJECT 400 - PURCHASED PROPERTY SERVICES:								
5412		Electricity	373,800	-	373,800	88,534	170,466	114,800
5422		Snow Plowing	24,000	-	24,000	-	24,000	-
5430		<u>Repairs & Maintenance</u>						
	1101	Art	-	-	-	-	-	-
	1105	Life Management	-	-	-	-	-	-
	1106	Technical Education	3,150	-	3,150	-	-	3,150
	1109	Music	1,800	-	1,800	-	-	1,800
	1112	Science	5,000	-	5,000	-	-	5,000
	1207	Technology	7,300	-	7,300	498	-	6,802
	2410	Principal's Office	8,000	-	8,000	1,544	320	6,136
	2600	Plant Operations/Security	358,484	-	358,484	142,655	135,129	80,700
	2901	Athletics	39,022	-	39,022	9,948	7,973	21,102
		TOTAL REPAIRS & MAINTENANCE	422,756	-	422,756	154,645	143,422	124,690
5440		<u>Rentals</u>						
	1190	Copiers	71,000	-	71,000	18,632	41,868	10,500
	1207	Technology Lease	174,644	-	174,644	509,650	-	(335,006)
	2410	Principal's Office	7,800	-	7,800	578	1,822	5,400
	2600	Plant Operations	2,000	-	2,000	-	-	2,000
	2903	Graduation	5,000	-	5,000	-	5,005	(5)
		TOTAL LEASES	260,444	-	260,444	528,859	48,696	(317,111)
5498		Supervision District Purchased Property Services	17,381		17,381	5,794	11,587	-
TOTAL PURCHASED PROPERTY SERVICES			1,098,381	-	1,098,381	777,832	398,170	(77,621)
OBJECT 500 - OTHER PURCHASED SERVICES:								
5510		Transportation Voc Ed	55,218	-	55,218	-	-	55,218
5511		Out-of-District Transportation	424,434	-	424,434	71,218	317,803	35,413
5515		Field Trips	11,250	-	11,250	-	-	11,250
5516		Athletic Transportation	81,000	-	81,000	-	-	81,000
5517		Late Bus	32,961	-	32,961	215	-	32,746
5520		Comprehensive Insurance	124,934	-	124,934	64,941	47,120	12,873
5530		Communications	12,500	-	12,500	3,322	8,078	1,100
5540		Advertising	500	-	500	351	74	75
5560		Magnet & VoAg Tuition	52,498	-	52,498	-	-	52,498
5561		Out-of-District Tuition	1,404,954	-	1,404,954	332,838	949,045	123,071
5580		Travel & Conferences	25,069	-	25,069	2,518	599	21,952
5598		Supervision District Other Purchased Services	424,614	-	424,614	141,538	283,076	-
TOTAL OTHER PURCHASED SERVICES			2,649,932	-	2,649,932	616,942	1,605,795	427,195

Regional School District 4
FY 2021-2022 Year-to-Date Report as of 10-27-2021

Object		Description	2021-2022 Original Budget	2021-2022 Transfers	2021-2022 Revised Budget	2021-2022 Actual Expense YTD	2021-2022 Encumbrances	2021-2022 Available
		OBJECT 600 - SUPPLIES:						
5610		General Supplies	75,440	-	75,440	12,259	20,357	42,824
5611		<u>Instructional Supplies</u>						
	1101	Art	20,855	-	20,855	10,324	885	9,646
	1102	Business	4,928	-	4,928	52	-	4,876
	1103	English	942	-	942	318	92	532
	1104	World Languages	668	-	668	307	-	361
	1105	Life Management	12,400	-	12,400	1,705	223	10,472
	1106	Technical Education	27,210	-	27,210	3,734	1,194	22,282
	1108	Math	2,365	-	2,365	1,054	(498)	1,809
	1109	Music	7,025	-	7,025	2,778	568	3,679
	1110	Physical Ed/Health	2,625	-	2,625	750	-	1,875
	1111	Reading	2,500	-	2,500	-	-	2,500
	1112	Science	11,238	-	11,238	1,648	(123)	9,712
	1113	Social Studies	600	-	600	300	29	271
	1114	Computer Education	800	-	800	620	-	180
	1190	Other Education	31,900	-	31,900	3,436	6,022	22,442
	1207	Technology Services	22,693	-	22,693	3,185	2,731	16,778
	1210	Gifted & Talented	1,500	-	1,500	-	(12)	1,512
	1215	Special Ed	27,660	-	27,660	5,806	4,130	17,724
	1220	Social Development	1,000	-	1,000	-	-	1,000
	2113	Social Worker	210	-	210	-	-	210
	2120	Guidance & Testing (AP Exams / IB Exams / Guidance Supp)	20,065	-	20,065	1,117	(70)	19,017
	2134	Health	130	-	130	13	-	117
	2222	Library	10,153	-	10,153	1,126	4,275	4,752
	2223	Audio/Visual/ Tech Services	8,290	-	8,290	-	223	8,067
	2410	Principal's Office	2,400	-	2,400	-	-	2,400
	2901	Athletics	41,762	-	41,762	13,869	387	27,507
		TOTAL GENERAL SUPPLIES	261,919	-	261,919	52,142	20,057	189,719
5613		Maintenance Supplies	52,000	-	52,000	14,177	20,201	17,622
5623		Bottled Gas	750	-	750	-	-	750
5624		Heating Fuel	152,760	-	152,760	7,309	145,451	-
5626		Gasoline	1,340	-	1,340	101	1,239	-

Regional School District 4
FY 2021-2022 Year-to-Date Report as of 10-27-2021

Object		Description	2021-2022 Original Budget	2021-2022 Transfers	2021-2022 Revised Budget	2021-2022 Actual Expense YTD	2021-2022 Encumbrances	2021-2022 Available
5641		<u>Textbooks & Workbooks</u>						
	1101	Art	630	-	630	41	-	589
	1102	Business	5,801	-	5,801	1,824	-	3,977
	1103	English	7,530	-	7,530	2,561	(3,159)	8,128
	1104	World Languages	2,915	-	2,915	750	75	2,090
	1105	Life Management	210	-	210	-	-	210
	1106	Technical Education	263	-	263	-	-	263
	1108	Math	7,098	-	7,098	4,211	-	2,887
	1109	Music	1,645	-	1,645	214	203	1,228
	1110	Physical Ed/Health	345	-	345	313	-	32
	1112	Science	5,701	-	5,701	-	-	5,701
	1113	Social Studies	10,567	-	10,567	9,934	-	633
	1114	Computer Education	-	-	-	-	-	-
	1190	Other Education	12,810	-	12,810	6,260	390	6,160
	1210	Gifted & Talented	525	-	525	-	-	525
	1215	Special Ed	10,455	-	10,455	2,271	460	7,723
	2120	Guidance & Testing	350	-	350	-	-	350
	2134	Health	-	-	-	-	-	-
		TOTAL TEXTBOOK & WORKBOOKS	66,845	-	66,845	28,380	(2,030)	40,495
5642		Library & Professional Books	16,104	-	16,104	1,490	110	14,504
5698		Supervision District Supplies	55,287	-	55,287	18,429	36,858	-
TOTAL SUPPLIES			682,445	-	682,445	134,288	242,244	305,913
OBJECT 700 - PROPERTY:								
5730		<u>Equipment</u>						
	1101	Art	3,500	-	3,500	-	-	3,500
	1105	Life Management	-	-	-	-	-	-
	1106	Technical Education	8,723	-	8,723	-	-	8,723
	1109	Music	9,160	-	9,160	319	863	7,978
	1113	Social Studies	-	-	-	-	-	-
	1215	Special Ed	-	-	-	-	-	-
	2120	Guidance	80	-	80	-	-	80
	2222	Library	-	-	-	-	-	-
	2600	Plant Operations	16,205	-	16,205	5,899	151	10,154
	2901	Athletics	-	-	-	-	-	-
		TOTAL EQUIPMENT	37,668	-	37,668	6,218	1,014	30,435
5798		Supervision District Equipment	-	-	-	-	-	-
TOTAL PROPERTY			37,668	-	37,668	6,218	1,014	30,435

Regional School District 4
FY 2021-2022 Year-to-Date Report as of 10-27-2021

Object		Description	2021-2022 Original Budget	2021-2022 Transfers	2021-2022 Revised Budget	2021-2022 Actual Expense YTD	2021-2022 Encumbrances	2021-2022 Available
OBJECT 800 - OTHER OBJECTS:								
5810		<u>Dues & Fees</u>						
	1101	Art	1,095	-	1,095	-	-	1,095
	1102	Business	375	-	375	-	-	375
	1103	English	350	-	350	-	-	350
	1104	World Languages	390	-	390	30	-	360
	1106	Technical Education	375	-	375	-	-	375
	1108	Math	629	-	629	224	-	405
	1109	Music	8,870	-	8,870	280	-	8,590
	1111	Reading	200	-	200	-	-	200
	1112	Science	-	-	-	-	-	-
	1113	Social Studies	774	-	774	315	-	459
	1210	Gifted & Talented	7,269	-	7,269	930	-	6,339
	1215	Special Ed	1,400	-	1,400	-	-	1,400
	2120	Guidance	1,658	-	1,658	385	120	1,153
	2122	Naviance	1,400	-	1,400	-	-	1,400
	2222	Library	18,149	-	18,149	5,838	1,362	10,949
	2310	BOE	2,499	-	2,499	4,965	-	(2,466)
	2410	Principal's Office	19,330	-	19,330	15,838	-	3,492
	2600	Plant Operations	450	-	450	-	-	450
	2901	Athletics	18,335	-	18,335	6,974	1,500	9,861
	2908	Virtual High School/IB Program	29,498	-	29,498	11,650	-	17,848
		TOTAL DUES & FEES	113,046	-	113,046	47,429	2,982	62,636
5930		<u>Transfers Out</u>						
	3100	Capital Projects	185,650	-	185,650	-	-	185,650
	3200	Capital Reserve Fund	35,000	-	35,000	-	-	35,000
		TOTAL DUES & FEES	220,650	-	220,650	-	-	220,650
5898		Supervision District Other Objects	5,004	-	5,004	1,668	3,336	-
TOTAL OTHER OBJECTS			338,700	-	338,700	49,097	6,318	283,286
		SUBTOTAL	20,437,872	-	20,437,872	5,355,320	12,504,548	2,578,004
		DEBT SERVICE	1,500,250	-	1,500,250	195,050	-	1,305,200
		TOTAL EXPENDITURES	<u>21,938,122</u>	<u>-</u>	<u>21,938,122</u>	<u>5,550,370</u>	<u>12,504,548</u>	<u>3,883,204</u>

Region 4 Cafeteria Expense and Revenue Tracking

[illegible]

Medical Reserve Tracking
Chester, Deep River, Essex, Regional School District No. 4, and the Supervision District
2021-2022

Monthly Revenue	July	August	September	October	November	December	January	February	March	April	May	June	Total
First Week		92,222	35,992	136,510									264,724
2nd Week	383,522	(56,382)	122,280	132,861									582,281
3rd Week	75,260	100,541	81,473	90,024									347,298
4th Week	135,937	92,300	39,597	117,847									385,681
5th week		35,845											35,845
H S A Payments	212,614	29,958	120,285	18,521									381,377
Medicare Supp.	8,811	4,511	12,253	8,257									33,833
Miscellaneous exp	502	1,999	515	520									3,536
Total Expenses	816,646	300,994	412,396	504,540	-	-	-	-	-	-	-	-	2,034,576
Monthly Revenue	July	August	September	October	November	December	January	February	March	April	May	June	Total
Supv Dist.	141,851	101,470	101,470	101,470	101,470	101,470	101,470	101,470	101,470	101,470	101,470	101,470	1,258,026
Reg 4	238,405	329,834	238,405	238,405	238,405	238,405	238,405	238,405	238,405	238,405	238,405	238,405	2,952,289
Chest. BOE	76,790	57,389	57,389	57,389	57,389	57,389	57,389	57,389	57,389	57,389	57,389	57,389	708,068
Deep River BOE	54,392	54,392	54,392	74,963	54,392	54,392	54,392	54,392	54,392	54,392	54,392	54,392	673,276
Essex BOE	121,591	88,067	88,067	88,067	88,067	88,067	88,067	88,067	88,067	88,067	88,067	88,067	1,090,332
First Pay EE	298	298	51,350	60,586	63,000	63,000	63,000	63,000	63,000	63,000	63,000	63,000	616,532
Second Pay EE	392		60,076	63,000	63,000	63,000	63,000	63,000	63,000	63,000	63,000	63,000	627,469
TRB	9,304		8,534										17,838
Retirees	50,245	14,816	26,818	19,291									111,170
Other Rev.													-
													-
Total Revenue	693,269	646,267	686,502	703,171	665,724	665,724	665,724	665,724	665,724	665,724	665,724	665,724	8,054,999
Net Rev/Exp/Month	(123,377)	345,273	274,105	198,632	665,724	665,724	665,724	665,724	665,724	665,724	665,724	665,724	
Self Insured cash balance at month end	\$ 3,329,902	\$ 3,618,807	\$ 4,124,509										

Revenue (Full Year Projection) 8,054,999
Expenses (YTD) 2,034,576
Net Position 6,020,422

Health Savings Account Policy

CGS 10-183 (T) requires that retired/certified employees be given the opportunity to purchase the Health insurance of the last employing BOE at the group rate.

This document is a working projection, updated throughout the month, of medical revenue and expenses realized by the District.

It is to be used as a tool for projecting the fiscal position of the District's Medical Reserve fund.